

# OREGON TRAIL

# ESCAPE ROOM

A. John Sutter  
B. Marcus Whitman  
C. James Polk  
D. Joel Walker

6 How much food did a four-person family need to survive the trip?

A. 200 pounds  
B. 1,000 pounds  
C. 3,500 pounds  
D. 5,000 pounds

How many times you used each letter answer (ABCD) to solve the 4-digit code and record it on your answer sheet.

1203	2301
J	N

traveled with MINUS 118.

The FIRST number of the lock is the year the Lewis and Clark expedition began MINUS 1804.

The THIRD number of the lock is the year Joel Walker completed the trip on the Oregon Trail MINUS 1832.

Once you determine the 4-digit code, decide if the code uses all EVEN #s, all ODD #s or a combination of both.

ALL EVEN	ALL ODD	COMBO
K	K	F

measles 5 Rocky 7 California  
6 Appalachian 8 Prairie  
9 Wyoming

Leaders of the wagon train were called Wagon Masters. Cowboys would ride along the side and help when needed. There were also scouts that rode ahead to see what the terrain was like. The most difficult part of the journey west was getting through the Sierra Nevada and \_\_\_\_\_ Mountains. Chimney Rock was a landmark used to warn the settlers that the trail would get steep as they headed to the Rocky Mountains. Fort Laramie in \_\_\_\_\_ gave the pioneers the opportunity to refill their food and supplies. Accidents happened while crossing rivers, lightning and hail were dangerous. The biggest threat on the Oregon Trail was \_\_\_\_\_, a bacterial infection that could cause death through dehydration. Covered wagons or "\_\_\_\_\_ Schooners" were often pulled by oxen and mules. Oxen were slow but had great strength.

Once you determine the 4-digit code, decide if the code uses all EVEN #s, all ODD #s or a combination of both.

ALL EVEN	ALL ODD	COMBO
B	M	M

**STATION 2: PARAGRAPHS**

First, number ALL the paragraphs on your reading passage. Then, read each statement below and determine which paragraph NUMBER the statement can be found in. Paragraph numbers MAY be used more than one time or not at all. Use the directions below to reveal the 4-digit code and letter clue.

A The first people to make their way West in covered wagons were Christian missionaries.

B Many travelers carved their names in stones along the trail.

C Part of the struggle of the Oregon Trail was the journey that had to be endured.

D In 1843, the Great Migration took place.

**STATION 3: TRUE OR FALSE**

Read each statement below and determine if it is true or false. If the statement is true, color the coin on YOUR answer sheet that corresponds with that question. If the statement is false, cross out that coin value. When you are finished add the TOTAL of ALL TRUE coin values to reveal your letter clue. One digit of the code has been provided for you. If the total is 625, a 6 would go in the first box, the 2 in the second box and so on.

A 75	A. The Oregon Trail was roughly 7,000-miles-long.	E 100
B 25	B. Since the wagons weighed up to 2,000 pounds, many settlers walked alongside.	F
	C. Part of the struggle of the Oregon Trail was the three-year journey.	
	D. Independence Rock in Wyoming was a landmark used to warn the settlers that the trail would get steep.	

**OREGON TRAIL**

Before the Oregon Trail, Indigenous groups had already lived on the land for thousands of years. The history of the Oregon Trail is filled with the stories of the pioneers and the impact on the Indigenous people. The real Oregon Trail wasn't a path, it was a struggle. Settlers were ravaged by disease, illness, and the threat to their own language, religion, and way of life. Indigenous people coexisted with the settlers, but the Oregon Trail was a challenge for everyone. The Oregon Trail is a story of survival, of the American West. In the middle of the trail, people made their way in covered wagons through the middle of the Colorado, Idaho, Wyoming, and Utah. People made their way to make their way West. Missionaries wanting to spread the word of God had preceded them.

**THINK TANK**

**STATIONS ACTIVITY**



# WHAT'S INCLUDED?

- ✓ READING PASSAGE
- ✓ 5 STATIONS
- ✓ TEACHER GUIDE
- ✓ ANSWER KEY
- ✓ STUDENT DIRECTIONS
- ✓ TEXT MARKING OPTION
- ✓ PROP SIGNS

## STATION 1: FILL IN THE BLANK

Use your reading passage to determine the missing words in the paragraph below. Each missing word has a corresponding NUMBER. The 4-digit code for this station will be the NUMBER for each missing word, in the same order in which they appear in the paragraph. Then, record the clue LETTER on your answer sheet.

## STATION 2: PARAGRAPHS

First, number ALL the paragraphs on your reading passage. Then, read each statement below and determine which paragraph NUMBER the statement can be found in. Paragraph numbers MAY be used more than one time or not at all. Follow the directions below to reveal the 4-digit code and letter clue.

## STATION 3: TRUE OR FALSE

Read each statement below and determine if it is true or false. If the statement is true, color the coin on YOUR answer sheet that corresponds with that question. If the statement is false, cross out that coin value. When you are finished add the TOTAL of ALL TRUE coin values to reveal your letter clue. One digit of the code has been provided for you. If the total is 625, a 6 would go in the first box, the 2 in the second box and so on.

## STATION 4: COMBINATION

Use your reading passage to determine the combination to the 4-digit lock for this station. You're going to have to use your critical thinking skills and do a tiny bit of math. Pay attention because the "clues" below are NOT in order. There is room on your answer sheet to do the math.

## STATION 5: MULTIPLE CHOICE

Answer each multiple-choice question below. Then, count the number of times you used each letter answer (ABCD) to reveal your 4-digit code. Letters may be used more than once or not at all. If a letter option is not used, put a zero in that box on your answer sheet.

## ANSWER RECORDING SHEET

Record your answers for each station on this sheet. Then, use the directions below to determine final 4-digit ALPHA code. Ex: HBDR

STATION CODES

LETTER CLUE

STATION 1	→	<input type="text"/>	<input type="text"/>	<input type="text"/>	<input type="text"/>	CODE	<input type="text"/>
-----------	---	----------------------	----------------------	----------------------	----------------------	------	----------------------

A	B	C	D	E	F	<input type="text"/>
---	---	---	---	---	---	----------------------

STATION 2	→	<input type="text"/>	<input type="text"/>	<input type="text"/>	<input type="text"/>	CODE	<input type="text"/>
-----------	---	----------------------	----------------------	----------------------	----------------------	------	----------------------

# ENTER

1

2

3

## TEACHER DIRECTION

- 1 Print the reading passage found on [pages 5-6](#) for EACH (front and back).
- 2 Print the answer recording sheet on [page 12](#) for each student group of students.

RECAP: Print pages 5, 6, and 12 for students.

# STATION

# 5

# BLUE


## THE MISSION

You have been assigned a top-secret mission of utmost importance. A notorious thief has stolen precious gems from a prominent lady, and intelligence reports suggest that they are hidden in a heavily guarded secret vault. In the bustling city of Oakville, Lady Victoria was renowned for her extraordinary

## ABOUT THIS ACTIVITY

The reading passage in this packet allows students to practice their comprehension skills after reading the passage. Students will be searching for evidence. Each station includes a question that will reveal a letter clue.

	OVERVIEW
READING PASSAGE	Students will use the reading passage at each station seeking answers and text evidence.
STATION 1	Students will determine the missing word in the paragraph to reveal a 4-digit code.
STATION 2	Students will number the paragraphs in the reading passage to determine where the missing words can be found (paragraph number). After eliminating the unnecessary numbers, a 4-digit code will be revealed.
STATION 3	Students will read each statement and determine if it is true or false.





# 5 STATIONS

## STATION 5: MULTIPLE CHOICE

Answer each multiple-choice question below. Then, count how many times you used each letter answer (ABCD) to reveal the code. Letters may be used more than once or not at all. If an option is not used, put an X in that box on your answer sheet.

1. What type of dry goods were packed on the wagons for the Great Migration?

A. Salt  
B. Bacon  
C. Coffee  
D. All of the above


2. Why was the first wagon train considered dangerous?

A. Disease  
B. Weather  
C. Accidents  
D. All of the above

3. Where was the first wagon train headed?

A. Wyoming  
B. Utah  
C. Colorado  
D. Oregon

Count how many times you used each letter answer to determine the 4-digit code and record it on your answer sheet.



## ANSWER RECORDING SHEET

Record your answers for each station on this sheet. Then, use the directions below to determine final 4-digit ALPHA code. Ex: HBDR

STATION	STATION CODES	LETTER
STATION 1	→ [ ] [ ] [ ] [ ] [ ] CODE	
STATION 2	→ A B C D E F CODE	
STATION 3	→ A 75 B 25 C 50 D 100 E 100 F 75 G 50 H 25 CODE	
STATION 4	→ [ ] [ ] [ ] [ ] [ ] CODE	
STATION 5	→ 1 2 3 4 5 6 CODE	

Do your math in this area:

→ A# [ ] B# [ ] C# [ ] D# [ ]

## STATION 4: COMBINATION

Use your reading passage to determine the combination to the 4-digit lock for this station. You're going to have to use your critical thinking skills and do a tiny bit of math. Pay attention because the "clues" below are NOT in order. There is room on your answer sheet to do the math.

1. The number of wagons that made the Oregon Trail journey was 3,500.


2. The SECOND number in the combination is the number of wagons that made the Oregon Trail journey.

3. The third number in the combination is the year of the Oregon Trail journey.

4. The fourth number in the combination is the number of wagons that made the Oregon Trail journey.

Once you determine the 4-digit code, decide if the code uses all EVEN #s, all ODD #s or a combination of both.

ALL EVEN    ALL ODD    COMBO



## STATION 1: FILL IN THE BLANKS

Use your reading passage to determine the missing word in each paragraph below. Each missing word has a corresponding NUMBER. The 4-digit code for this station will be the NUMBER of each missing word in the order in which they appear in the paragraph. Then, use the letter clue on your answer sheet to determine the 4-digit code.

1. The first wagon train was headed to Utah.

2. The most dangerous disease was cholera.

3. The first wagon train was headed to the Appalachian Plateau.

4. The first wagon train was headed to the Rocky Mountains.

5. The first wagon train was headed to the Sierra Nevada.

6. The first wagon train was headed to the Appalacian Plateau.

7. The first wagon train was headed to California.

8. The first wagon train was headed to the Prairie.


9. The first wagon train was headed to Wyoming.

Leaders of the wagon trains were also soldiers. When needed, they were also soldiers. The most difficult part of the journey was getting through the Sierra Nevada. They Rock was a landmark used by the pioneers. The trail would get as they headed to Laramie in the pioneers. Food and supplies were a problem. Accidents happened. The trail was dangerous. A bacterial infection that could cause death through dehydration. Covered wagons or "\_\_\_\_\_ Schooners" were often pulled by oxen and mules. Oxen were slow but had great strength.

Once you determine the 4-digit code, decide if the code uses all EVEN #s, all ODD #s or a combination of both.

ALL EVEN    ALL ODD    COMBO

B    H    M



## STATION 3: TRUE OR FALSE

Read each statement below and determine if it is true or false. If the statement is true, color the coin on YOUR answer sheet that matches that question. If the statement is false, cross out that coin. Once you are finished coloring the coins, use the TRUE coin values to determine the 4-digit code. One digit of the code is provided for you as a letter clue. One digit of the code is provided for you as a letter clue. One digit of the code is provided for you as a letter clue.

A. The Oregon Trail was roughly 2,000 miles long.

B. Simple covered wagons weighed about 2,000 pounds.

C. Many settlers walked along the trail.

D. The trail was about 2,000 miles long.

E. The trail was about 2,000 miles long.

F. The trail was about 2,000 miles long.


G. The trail was about 2,000 miles long.

H. The crew of the Lewis and Clark expedition was known as the Corps of Discovery.

After shading the coins on your answer sheet, use the TRUE statements to get the final total.

250    300    350

G    D    M



## STATION 2: PARAGRAPHS

First, number ALL the paragraphs on your reading passage. Then, read each statement below and determine which paragraph NUMBER the statement can be found in. Paragraph numbers MAY be used more than once or not at all. Follow the directions below to determine the 4-digit code and letter clue.

A. The first people to make their way West were covered wagons were Christian missionaries.

B. Many travelers brought their games along the trail.

C. Part of the journey was the five-month journey that was the most difficult.

D. In 1843, the Great Migration was the most difficult.


E. The real Oregon Trail was the most difficult for everyone.

F. Covered wagons or "\_\_\_\_\_ Schooners" were often pulled by oxen and mules.

1. ELIMINATE the highest and lowest used paragraph numbers and record the remaining 4-digit code on your answer sheet. 2. Decide which paragraph number was NOT used as a CODE answer.

NO 2    NO 6    NO 3

L    C    S





# STATIONS

## ABOUT THIS ACTIVITY

The reading passage in this packet allows students to work on comprehension skills after reading the passage several times searching for evidence. Each station includes a 4-digit code that will reveal a letter clue.


### OVERVIEW

READING PASSAGE	Students will use the reading passage at EACH station seeking answers and text evidence.
STATION 1	Students will determine the missing words in the paragraph to reveal a 4-digit code.
STATION 2	Students will number the paragraphs and browse the passage to determine where the answers can be found (paragraph number). After eliminating numbers, a 4-digit code will be revealed.
STATION 3	Students will read each statement and determine if it is true or false. They will then ADD all TRUE values to find the 4-digit code.
STATION 4	Students will do some basic math here, read the passage to find the answers and then determine the 4 digit code.
STATION 5	Students will answer 6 multiple choice questions which lead them to a 4 digit code based on the number of times they used each "ABCD" answer.
TEXT MARKING	OPTIONAL: A color code chart is included in case you want students to mark the text, citing evidence of where they found their answers. (This will increase completion time)

© Think Tank

**STUDENTS WILL  
USE THE SAME  
READING  
PASSAGE AT  
EACH STATION  
SEEKING  
ANSWERS AND  
TEXT EVIDENCE.**

# HOW IT WORKS



## ENGAGING READING COMPREHENSION PRACTICE!

- 1 Students work individually (or in pairs) and visit 5 stations, answer questions, decipher a 4-digit code at each station and grab a "letter" clue for the final alpha code.
- 2 Students will answer the questions (found directly in the passage) on their own recording sheet. Students will have to revisit their reading passage several times at EACH station skimming for answers.

**STATION 1: FILL**

Use your reading passage to determine the missing word in each paragraph below. Each missing word is represented by a 4-digit code. Write the NUMBER. The 4-digit code for this word is \_\_\_\_\_. Write each missing word, in the same order as the codes, in the same order as the paragraph. Then, record the clue L

1	Utah	4	Plateau
2	cholera	5	Rocky
3	measles	6	Appalach

Leaders of the wagon train were cowboys. Cowboys would ride along the side and were also scouts that rode ahead to see the most difficult part of the journey was the Sierra Nevada and \_\_\_\_\_ Mountains. \_\_\_\_\_ as they headed to the Rocky Mountains. \_\_\_\_\_ the pioneers the opportunity to refill their \_\_\_\_\_ Accidents happened while crossing rivers \_\_\_\_\_ dangerous. The biggest threat on the Oregon Trail was a bacterial infection that could cause death. Covered wagons or "\_\_\_\_\_ Schooners" \_\_\_\_\_ oxen and mules. Oxen were slow but had g

Once you determine the 4-digit code, use all EVEN #s, all ODD #s or a

ALL EVEN	ALL ODD
B	H



# BENEFITS

- ✓ STATIONS AND MOVEMENT
- ✓ CLOSE READING
- ✓ COMPREHENSION SKILLS
- ✓ SECRET CODES
- ✓ CITING EVIDENCE
- ✓ CRITICAL THINKING
- ✓ PRINT AND GO
- ✓ ACTIVE LEARNING
- ✓ CROSS-CURRICULAR
- ✓ HIGHLY ENGAGING
- ✓ NO LOCKS NEEDED
- ✓ NO SILLY ENVELOPES TO STUFF
- ✓ NO ODD SHAPES TO CUT OUT



**Everything a teacher dreams of wrapped up into one FUN and engaging activity!**

# USE FOR:



**ANTICIPATORY SETS**



**UNIT REVIEW**



**EARLY FINISHERS**



**STATIONS**



**REWARD ACTIVITY**



**CENTERS**



**SUB PLANS**



**PARTNER WORK**



**ENRICHMENT**

