

WHAT'S INCLUDED?

- ✓ READING PASSAGE
- ✓ 5 STATIONS
- ✓ TEACHER GUIDE
- ✓ ANSWER KEY
- ✓ STUDENT DIRECTIONS
- ✓ TEXT MARKING OPTION
- ✓ PROP SIGNS

STATION 1: FILL IN THE BLANK

Use your reading passage to determine the missing words in the paragraph below. Each missing word has a corresponding NUMBER. The 4-digit code for this station will be the NUMBER for each missing word, in the same order in which they appear in the paragraph. Then, record the clue LETTER on your answer sheet.

STATION 2: PARAGRAPHS

First, number ALL the paragraphs on your reading passage. Then, read each statement below and determine which paragraph NUMBER the statement can be found in. Paragraph numbers MAY be used more than one time or not at all. Follow the directions below to reveal the 4-digit code and letter clue.

STATION 3: TRUE OR FALSE

Read each statement below and determine if it is true or false. If the statement is true, color the coin on YOUR answer sheet that corresponds with that question. If the statement is false, cross out that coin value. When you are finished add the TOTAL of ALL TRUE coin values to reveal your letter clue. One digit of the code has been provided for you. If the total is 625, a 6 would go in the first box, the 2 in the second box and so on.

STATION 4: COMBINATION

Use your reading passage to determine the combination to the 4-digit lock for this station. You're going to have to use your critical thinking skills and do a tiny bit of math. Pay attention because the "clues" below are NOT in order. There is room on your answer sheet to do the math.

STATION 5: MULTIPLE CHOICE

Answer each multiple-choice question below. Then, count the number of times you used each letter answer (ABCD) to reveal your 4-digit code. Letters may be used more than once or not at all. If a letter option is not used, put a zero in that box on your answer sheet.

ANSWER RECORDING SHEET

Record your answers for each station on this sheet. Then, use the directions below to determine final 4-digit ALPHA code. Ex: HBDR

STATION CODES

LETTER CLUE

STATION 1	→	<input type="text"/>	<input type="text"/>	<input type="text"/>	<input type="text"/>	CODE
-----------	---	----------------------	----------------------	----------------------	----------------------	------

A	B	C	D	E	F	
---	---	---	---	---	---	--

STATION 2	→	<input type="text"/>	<input type="text"/>	<input type="text"/>	<input type="text"/>	CODE
-----------	---	----------------------	----------------------	----------------------	----------------------	------

ENTER

1

2

3

TEACHER DIRECTION

- 1 Print the reading passage found on [pages 5-6](#) for EACH (front and back).
- 2 Print the answer recording sheet on [page 12](#) for each student group of students.

RECAP: Print pages 5, 6, and 12 for students.

STATION

5

BLUE


THE MISSION

You have been assigned a top-secret mission of utmost importance. A notorious thief has stolen precious gems from a prominent lady, and intelligence reports suggest that they are hidden in a heavily guarded secret vault. In the bustling city of Oakville, Lady Victoria was renowned for her extraordinary

ABOUT THIS ACTIVITY

The reading passage in this packet allows students to practice their comprehension skills after reading the passage. Students will be searching for evidence. Each station includes a question that will reveal a letter clue.

	OVERVIEW
READING PASSAGE	Students will use the reading passage at each station seeking answers and text evidence.
STATION 1	Students will determine the missing word in the paragraph to reveal a 4-digit code.
STATION 2	Students will number the paragraphs in the reading passage to determine where the missing words can be found (paragraph number). After eliminating the incorrect numbers, a 4-digit code will be revealed.
STATION 3	Students will read each statement and determine if it is true or false.



5 STATIONS

STATION 5: MULTIPLE CHOICE

Answer each multiple-choice question below. Then, count how many times you used each letter answer (ABCD) to reveal the code. Letters may be used more than once or not at all. Option is not used, put an X in that box on your answer sheet.

1. Where was General Lafayette from? He spent the winter of 1780 at the Battle of Red Bank.

A. France
B. Prussia
C. England
D. Germany

A. John Jay
B. Henry Knox
C. Baron von Steuben
D. Alexander Hamilton

2. At the time of the Revolutionary War, who ruled the state of Virginia?


A. King Andrew I
B. King George III
C. King John III
D. King Henry III

3. Who enlisted Baron von Steuben to help train the Continental Army?

A. Aaron Burr
B. James Madison
C. Alexander Hamilton
D. Benjamin Franklin

A. Treaty of Versailles
B. Treaty of Paris
C. Treaty of Ghent
D. Treaty of Paris

Count how many times you used each letter answer to determine the 4-digit code and record it on your answer sheet.



ANSWER RECORDING SHEET

Record your answers for each station on this sheet. Then, use the directions below to determine final 4-digit ALPHA code. Ex: HBDR

STATION CODES	LETTER CODE
STATION 1: [] [] [] []	[]
STATION 2: A B C D E F	[]
STATION 3: A 75 B 25 C 50 D 100 E 100 F 75 G 50 H 25	[]
STATION 4: [] [] [] [] [] []	[]
STATION 5: 1 2 3 4 5 6	[]

Do your math in this area:

1 2 3 4 5 6

A# [] B# [] C# [] D# []

STATION 4: COMBINATION

Use your reading passage to determine the combination to the 4-digit lock for this station. You're going to have to use your critical thinking skills and do a tiny bit of math. Pay attention because the "clues" below are NOT in order. There is room on your answer sheet to do the math.

1. LAST number of the lock is the number of redoubts built around the encampment. (US 4)


2. SECOND number of the lock is the number of French troops on the side of the British at the Battle of Brandywine. (70)

3. THIRD number of the lock is the number of British troops at the Battle of Germantown. (11,000)

4. FOURTH number of the lock is the number of British troops at the Battle of Red Bank. (1,500)

Once you determine the 4-digit code, decide if the code uses all EVEN #s, all ODD #s or a combination of both.

ALL EVEN ALL ODD COMBO



STATION 1: FILL IN THE BLANKS

Use your reading passage to determine the missing word in each paragraph below. Each missing word has a corresponding NUMBER. The 4-digit code for this station will be the NUMBER of each missing word in the order in which they appear in the paragraphs. Then, use the letter clue on your answer sheet to determine the 4-digit code.

1. In 1777, the British captured Philadelphia. On September 26, 1777, the British evacuated Philadelphia and moved their army to Lancaster, then to York, and finally to Red Bank. The British were in control of Philadelphia for only six weeks.

2. The British evacuated Philadelphia and moved their army to Lancaster, then to York, and finally to Red Bank. The British were in control of Philadelphia for only six weeks.

3. The British evacuated Philadelphia and moved their army to Lancaster, then to York, and finally to Red Bank. The British were in control of Philadelphia for only six weeks.

Benjamin Franklin was a polymath. He was a scientist, inventor, philosopher, writer, and diplomat. He was one of the Founding Fathers of the United States. He was also a statesman, diplomat, and a leading thinker and journalist in the history of the Western world.

Once you determine the 4-digit code, decide if it uses all EVEN #s, all ODD #s or a combination of both.

ALL EVEN ALL ODD COMBO

B H M



STATION 3: TRUE OR FALSE

Read each statement below and determine if it is true or false. If the statement is true, color the coin on YOUR answer sheet that matches that question. If the statement is false, cross out that coin. Once you are finished coloring the coins, use the TRUE coin values to determine the 4-digit code. One digit of the code is provided for you: 625, a 6 would be the first box, and the second box would be a 2.

A. Frederick the Great was the King of Prussia from 1740 to 1786.

B. The British evacuated Philadelphia and moved their army to Lancaster, then to York, and finally to Red Bank.

C. The British were in control of Philadelphia for only six weeks.

D. The British evacuated Philadelphia and moved their army to Lancaster, then to York, and finally to Red Bank.

E. The British were in control of Philadelphia for only six weeks.

F. The British evacuated Philadelphia and moved their army to Lancaster, then to York, and finally to Red Bank.

G. The British were in control of Philadelphia for only six weeks.

H. At that time, the 13 Colonies in America were ruled by Spain and King George VII.

After shading the coins on your answer sheet, use the TRUE statements to get the final total.

275 300 3

G D



STATION 2: PARAGRAPHS

First, number ALL the paragraphs on your reading passage. Then, read each statement below and determine which paragraph NUMBER the statement can be found in. Paragraph numbers MAY be used more than once or not at all. Follow the directions below to determine the 4-digit code and letter clue.

A. The British had control of Philadelphia and Valley Forge for only six weeks.

B. Martha Washington, George Washington's wife, lived on their estate in Mount Vernon.

C. Once the British evacuated Philadelphia, they left the city to the Continental Army.

D. Von Steuben served as a military advisor to General Mifflin.

E. Such close living conditions led to outbreaks of typhoid, dysentery, and other diseases.

F. At that time, the 13 Colonies in America were ruled by Britain and King George III.

1. ELIMINATE the highest and lowest used paragraph numbers and record the remaining 4-digit code on your answer sheet. 2. Decide which paragraph number was NOT used as a CODE answer.

NO 4 NO 2 NO 6

L C W



STATIONS

ABOUT THIS ACTIVITY

The reading passage in this packet allows students to work on comprehension skills after reading the passage several times searching for evidence. Each station includes a 4-digit code that will reveal a letter clue.


OVERVIEW

READING PASSAGE	Students will use the reading passage at EACH station seeking answers and text evidence.
STATION 1	Students will determine the missing words in the paragraph to reveal a 4-digit code.
STATION 2	Students will number the paragraphs and browse the passage to determine where the answers can be found (paragraph number). After eliminating numbers, a 4-digit code will be revealed.
STATION 3	Students will read each statement and determine if it is true or false. They will then ADD all TRUE values to find the 4-digit code.
STATION 4	Students will do some basic math here, read the passage to find the answers and then determine the 4 digit code.
STATION 5	Students will answer 6 multiple choice questions which lead them to a 4 digit code based on the number of times they used each "ABCD" answer.
TEXT MARKING	OPTIONAL: A color code chart is included in case you want students to mark the text, citing evidence of where they found their answers. (This will increase completion time)

© Think Tank

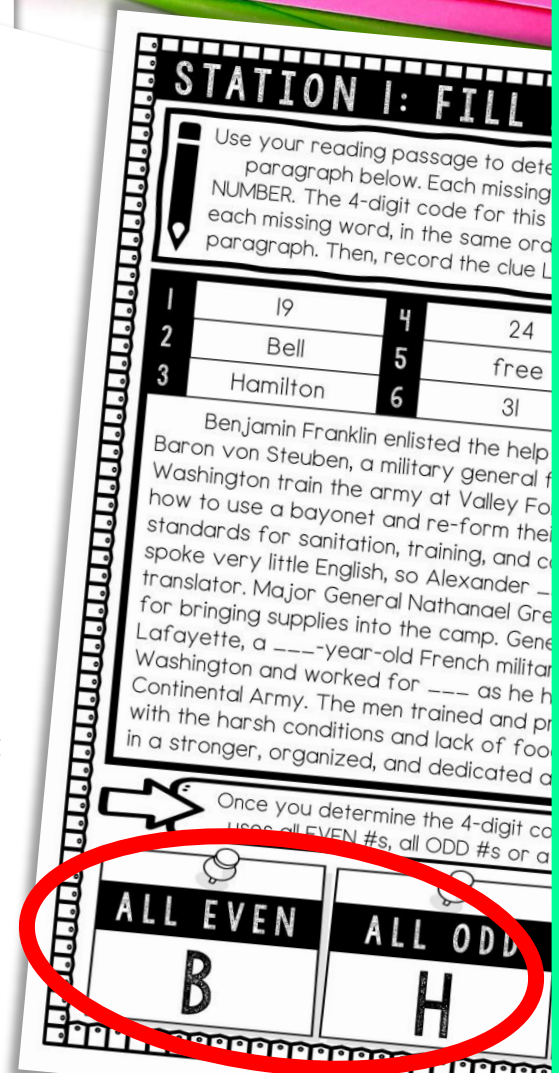
**STUDENTS WILL
USE THE SAME
READING
PASSAGE AT
EACH STATION
SEEKING
ANSWERS AND
TEXT EVIDENCE.**

HOW IT WORKS



ENGAGING READING
COMPREHENSION PRACTICE!

- 1 Students work individually (or in pairs) and visit 5 stations, answer questions, decipher a 4-digit code at each station and grab a "letter" clue for the final alpha code.
- 2 Students will answer the questions (found directly in the passage) on their own recording sheet. Students will have to revisit their reading passage several times at EACH station skimming for answers.



STATION 1: FILL

Use your reading passage to determine the missing word in each paragraph below. Each missing word has a 4-digit code for this station. Record the code for each missing word, in the same order as the missing words, in the same order as the missing words, in the same order as the missing words. Then, record the clue letter.

1	19	4	24
2	Bell	5	free
3	Hamilton	6	31

Benjamin Franklin enlisted the help of Baron von Steuben, a military general from Prussia, to help Washington train the army at Valley Forge. He taught the soldiers how to use a bayonet and re-form the army into a more professional fighting force. He set standards for sanitation, training, and discipline. He spoke very little English, so Alexander Hamilton acted as a translator. Major General Nathanael Greene was in charge of bringing supplies into the camp. General Lafayette, a ____-year-old French military officer, joined Washington and worked for ____ as he helped lead the Continental Army. The men trained and prepared for the harsh conditions and lack of food. They emerged as a stronger, more organized, and dedicated fighting force.

Once you determine the 4-digit code for each missing word, use all EVEN #s, all ODD #s or a combination of both.

ALL EVEN	ALL ODD
B	H

BENEFITS

- ✓ STATIONS AND MOVEMENT
- ✓ CLOSE READING
- ✓ COMPREHENSION SKILLS
- ✓ SECRET CODES
- ✓ CITING EVIDENCE
- ✓ CRITICAL THINKING
- ✓ PRINT AND GO
- ✓ ACTIVE LEARNING
- ✓ CROSS-CURRICULAR
- ✓ HIGHLY ENGAGING
- ✓ NO LOCKS NEEDED
- ✓ NO SILLY ENVELOPES TO STUFF
- ✓ NO ODD SHAPES TO CUT OUT



Everything a teacher dreams of wrapped up into one FUN and engaging activity!

USE FOR:



ANTICIPATORY SETS



UNIT REVIEW



EARLY FINISHERS



STATIONS



REWARD ACTIVITY



CENTERS



SUB PLANS



PARTNER WORK



ENRICHMENT

