

# SPARTA ANCIENT GREECE

## ESCAPE ROOM

The image displays several overlapping activity cards for a Sparta-themed escape room. The cards include:

- Multiple-choice questions:** One card asks "What council of elders made the laws and bills?" with options: A. Gerousia, B. Euryponitids, C. Ephors, D. Helots. Another card asks "The council of elders made the laws and bills?" with options: A. Karnela, B. Gymnopaidiai, C. Hyakinthia, D. All of the above.
- Paragraph analysis:** A card titled "STATION 2: PARAGRAPHS" instructs students to number paragraphs and determine which statement can be found in them. It includes a 4-digit code "2103" and the letter "J".
- True or False:** A card titled "STATION 3: TRUE OR FALSE" asks students to determine if statements are true or false and color a coin on their answer sheet. It includes a 4-digit code "2202" and the letter "N".
- Reading passage:** A card titled "SPARTA" provides a paragraph about Sparta's society, including its social classes (Perioeci, Helots, Spartans) and its military structure. It includes a 4-digit code "800" and the letter "B".
- Clue cards:** Several cards provide clues for a 4-digit code, such as "The FIRST number of the lock is the year people from Thebes destroyed Sparta MINUS 370." and "The THIRD number of the lock is the number of men that made up the Ephors MINUS 5." These cards also include options for "ALL EVEN", "ALL ODD", and "COMBO".

**STATIONS ACTIVITY**

**THINK TANK**

# WHAT'S INCLUDED?

- ✓ READING PASSAGE
- ✓ 5 STATIONS
- ✓ TEACHER GUIDE
- ✓ ANSWER KEY
- ✓ STUDENT DIRECTIONS
- ✓ TEXT MARKING OPTION
- ✓ PROP SIGNS

## STATION 1: FILL IN THE BLANK

Use your reading passage to determine the missing words in the paragraph below. Each missing word has a corresponding NUMBER. The 4-digit code for this station will be the NUMBER for each missing word, in the same order in which they appear in the paragraph. Then, record the clue LETTER on your answer sheet.

## STATION 2: PARAGRAPHS

First, number ALL the paragraphs on your reading passage. Then, read each statement below and determine which paragraph NUMBER the statement can be found in. Paragraph numbers MAY be used more than one time or not at all. Follow the directions below to reveal the 4-digit code and letter clue.

## STATION 3: TRUE OR FALSE

Read each statement below and determine if it is true or false. If the statement is true, color the coin on YOUR answer sheet that corresponds with that question. If the statement is false, cross out that coin value. When you are finished add the TOTAL of ALL TRUE coin values to reveal your letter clue. One digit of the code has been provided for you. If the total is 625, a 6 would go in the first box, the 2 in the second box and so on.

## STATION 4: COMBINATION

Use your reading passage to determine the combination to the 4-digit lock for this station. You're going to have to use your critical thinking skills and do a tiny bit of math. Pay attention because the "clues" below are NOT in order. There is room on your answer sheet to do the math.

## STATION 5: MULTIPLE CHOICE

Answer each multiple-choice question below. Then, count the number of times you used each letter answer (ABCD) to reveal your 4-digit code. Letters may be used more than once or not at all. If a letter option is not used, put a zero in that box on your answer sheet.

## ANSWER RECORDING SHEET

Record your answers for each station on this sheet. Then, use the directions below to determine final 4-digit ALPHA code. Ex: HBDR

STATION CODES

LETTER CLUE

STATION 1	→	<input type="text"/>	<input type="text"/>	<input type="text"/>	<input type="text"/>	CODE	<input type="text"/>
-----------	---	----------------------	----------------------	----------------------	----------------------	------	----------------------

A	B	C	D	E	F	<input type="text"/>
---	---	---	---	---	---	----------------------

STATION 2	→	<input type="text"/>	<input type="text"/>	<input type="text"/>	<input type="text"/>	CODE	<input type="text"/>
-----------	---	----------------------	----------------------	----------------------	----------------------	------	----------------------

# ENTER

1

2

3

## TEACHER DIRECTION

- 1 Print the reading passage found on [pages 5-6](#) for EACH (front and back).
- 2 Print the answer recording sheet on [page 12](#) for each student group of students.

RECAP: Print pages 5, 6, and 12 for students.

# STATION

# 5

# BLUE


## THE MISSION

You have been assigned a top-secret mission of utmost importance. A notorious thief has stolen precious gems from a prominent lady, and intelligence reports suggest that they are hidden in a heavily guarded secret vault. In the bustling city of Oakville, Lady Victoria was renowned for her extraordinary

## ABOUT THIS ACTIVITY

The reading passage in this packet allows students to practice their comprehension skills after reading the passage. Each station includes a question that will reveal a letter clue.

	OVERVIEW
READING PASSAGE	Students will use the reading passage at each station seeking answers and text evidence.
STATION 1	Students will determine the missing word in the paragraph to reveal a 4-digit code.
STATION 2	Students will number the paragraphs in the reading passage to determine where the missing words can be found (paragraph number). After eliminating the unnecessary numbers, a 4-digit code will be revealed.
STATION 3	Students will read each statement and determine if it is true or false.



# 5 STATIONS

## STATION 5: MULTIPLE CHOICE

Answer each multiple-choice question below. Then, count how many times you used each letter answer (ABCD) to reveal the code. Letters may be used more than once or not at all. Option is not used, put an X in that box on your answer sheet.

1. What year did Sparta win the Peloponnesian War? Athens? Athens was a city-state located on the Peloponnesian Peninsula.

A. 391 BC  
B. 404 BC  
C. 412 BC  
D. 423 BC


2. The Spartan king Cleomenes III was killed in the Battle of Sepeia in 221 BC. How many Spartan soldiers were killed?

A. 55  
B. 60  
C. 65  
D. 70

3. What educational system was used in Sparta to train young boys? The purpose of this system was to create a strong and obedient citizenry.

A. Agoge  
B. Agiads  
C. Adobe  
D. Apella

Count how many times you used each letter answer to determine the 4-digit code and record it on your answer sheet.



## ANSWER RECORDING SHEET

Record your answers for each station on this sheet. Then, use the directions below to determine final 4-digit ALPHA code. Ex: HBDR

STATION	STATION CODES	LETTER
STATION 1	→ [ ] [ ] [ ] [ ] [ ]	[ ]
STATION 2	A B C D E F	[ ]
STATION 3	→ [ ] [ ] [ ] [ ] [ ]	[ ]
STATION 4	→ [ ] [ ] [ ] [ ] [ ]	[ ]
STATION 5	→ [ ] [ ] [ ] [ ] [ ]	[ ]

Do your math in this area:

1 2 3 4 5 6

A# [ ] B# [ ] C# [ ] D# [ ]

## STATION 4: COMBINATION

Use your reading passage to determine the combination to the 4-digit lock for this station. You're going to have to use your critical thinking skills and do a tiny bit of math. Pay attention because the "clues" below are NOT in order. There is room on your answer sheet to do the math.

1. The LAST number of the lock is the same as the number of boys in the Spartan warrior class.


2. The SECOND number of the lock is the number of main social classes in Sparta.

3. The THIRD number of the lock is the number of the year that the Spartans won the Peloponnesian War.

4. The FOURTH number of the lock is the number of the year that the Spartans won the Peloponnesian War.

Once you determine the 4-digit code, decide if the code uses all EVEN #s, all ODD #s or a combination of both.

ALL EVEN    ALL ODD    COMBO



## STATION 1: FILL IN THE BLANKS

Use your reading passage to determine the missing word in each paragraph below. Each missing word has a corresponding NUMBER. The 4-digit code for this station will be the NUMBER of each missing word in the order in which they appear in the paragraph. The code will be recorded on your answer sheet.

1. \_\_\_\_\_ soldiers  
2. 300  
3. 800

4. traders  
5. Perioeci  
6. Helots

7. 12  
8. asp  
9. ques


Elite soldiers, the Spartans, were trained from a young age. They wore a red tunic, a black chiton, and a black chiton. They carried a spear, a shield, and a sword (xiphos). The Spartans were known for their discipline and bravery in battle. They were trained to be warriors from a young age. The Spartans were known for their discipline and bravery in battle. They were trained to be warriors from a young age.

Sparta was a city-state in ancient Greece. It was known for its military and its discipline. The Spartans were known for their discipline and bravery in battle. They were trained to be warriors from a young age.

Once you determine the 4-digit code, decide if the code uses all EVEN #s, all ODD #s or a combination of both.

ALL EVEN    ALL ODD    COMBO

B    H    M



## STATION 3: TRUE OR FALSE

Read each statement below and determine if it is true or false. If the statement is true, color the coin on YOUR answer sheet that matches that question. If the statement is false, cross out that coin. Once you are finished coloring the coins, add up the TRUE coin values to determine the final 4-digit code. One digit of the code will be provided for you.


625, a 6 would be the first box, and the second box would be a 5.

A. In Sparta, women could not own property.  
B. King Agis was from only two tribes: the Agiads and the Alkoiads.  
C. The Spartans were known for their discipline and bravery in battle.  
D. Sparta was a city-state in ancient Greece.  
E. The Spartans were known for their discipline and bravery in battle.  
F. The Spartans were known for their discipline and bravery in battle.  
G. The Spartans were known for their discipline and bravery in battle.  
H. Athens was more of a center for learning and the arts, but Sparta was a warrior society.

After shading the coins on your answer sheet, add up the TRUE statements to get the final total.

300    425    2

G    D



## STATION 2: PARAGRAPHS


First, number ALL the paragraphs on your reading passage. Then, read each statement below and determine which paragraph NUMBER the statement can be found in. Paragraph numbers MAY be used more than once or not at all. Follow the directions below to determine the 4-digit code and letter clue.

A. Loyalty to the family and friends was more important than loyalty to the state in Sparta.  
B. Soldiers wore a red tunic, a black chiton, and a black chiton to escape to disguise any wounds.  
C. A council of elders, the Gerousia, was responsible for making laws and overseeing the kings.  
D. In Sparta, women were known for their discipline and bravery in battle.  
E. The Spartans were known for their discipline and bravery in battle.  
F. Sparta, also known as Lacedaemon, was a city-state in ancient Greece located on the Eurotas River.

ELIMINATE the highest and lowest used paragraph numbers and record the remaining 4-digit code on your answer sheet. Decide which paragraph number was NOT used as a CODE answer.

NO 6    NO 4    NO 2

L    C    W



# STATIONS

## ABOUT THIS ACTIVITY

The reading passage in this packet allows students to work on comprehension skills after reading the passage several times searching for evidence. Each station includes a 4-digit code that will reveal a letter clue.


### OVERVIEW

READING PASSAGE	Students will use the reading passage at EACH station seeking answers and text evidence.
STATION 1	Students will determine the missing words in the paragraph to reveal a 4-digit code.
STATION 2	Students will number the paragraphs and browse the passage to determine where the answers can be found (paragraph number). After eliminating numbers, a 4-digit code will be revealed.
STATION 3	Students will read each statement and determine if it is true or false. They will then ADD all TRUE values to find the 4-digit code.
STATION 4	Students will do some basic math here, read the passage to find the answers and then determine the 4 digit code.
STATION 5	Students will answer 6 multiple choice questions which lead them to a 4 digit code based on the number of times they used each "ABCD" answer.
TEXT MARKING	OPTIONAL: A color code chart is included in case you want students to mark the text, citing evidence of where they found their answers. (This will increase completion time)

© Think Tank

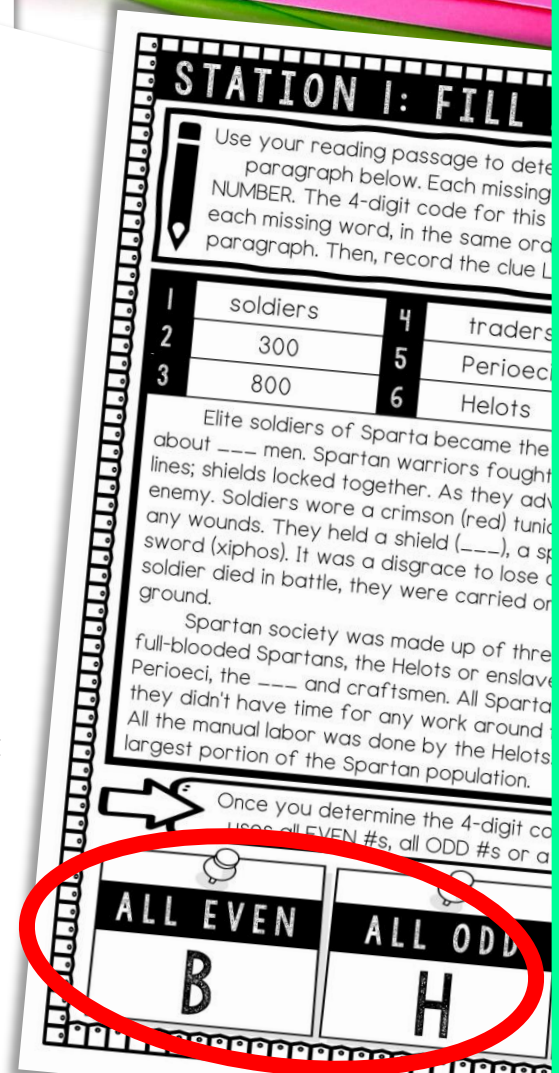
**STUDENTS WILL  
USE THE SAME  
READING  
PASSAGE AT  
EACH STATION  
SEEKING  
ANSWERS AND  
TEXT EVIDENCE.**

# HOW IT WORKS



ENGAGING READING  
COMPREHENSION PRACTICE!

- 1 Students work individually (or in pairs) and visit 5 stations, answer questions, decipher a 4-digit code at each station and grab a "letter" clue for the final alpha code.
- 2 Students will answer the questions (found directly in the passage) on their own recording sheet. Students will have to revisit their reading passage several times at EACH station skimming for answers.



**STATION 1: FILL**

Use your reading passage to determine the missing word in each paragraph below. Each missing word is represented by a NUMBER. The 4-digit code for this station is: \_\_\_\_\_. Write each missing word, in the same order as the numbers, in the same order as the paragraphs. Then, record the clue letter.

1	soldiers	4	traders
2	300	5	Perioeci
3	800	6	Helots

Elite soldiers of Sparta became the Spartans. They were trained from a young age to be warriors. They fought in long lines; shields locked together. As they advanced, they protected their comrades from any wounds. They held a shield (\_\_\_\_), a sword (xiphos). It was a disgrace to lose a soldier in battle, they were carried off the ground.

Spartan society was made up of three groups: full-blooded Spartans, the Helots or enslaved people, the Perioeci, the \_\_\_\_ and craftsmen. All Spartans had to work hard. They didn't have time for any work around the house. All the manual labor was done by the Helots, the largest portion of the Spartan population.

Once you determine the 4-digit code, use all EVEN #s, all ODD #s or a combination of both to determine the letter.

ALL EVEN	ALL ODD
B	H

# BENEFITS

- ✓ STATIONS AND MOVEMENT
- ✓ CLOSE READING
- ✓ COMPREHENSION SKILLS
- ✓ SECRET CODES
- ✓ CITING EVIDENCE
- ✓ CRITICAL THINKING
- ✓ PRINT AND GO
- ✓ ACTIVE LEARNING
- ✓ CROSS-CURRICULAR
- ✓ HIGHLY ENGAGING
- ✓ NO LOCKS NEEDED
- ✓ NO SILLY ENVELOPES TO STUFF
- ✓ NO ODD SHAPES TO CUT OUT



**Everything a teacher dreams of wrapped up into one FUN and engaging activity!**

# USE FOR:



**ANTICIPATORY SETS**



**UNIT REVIEW**



**EARLY FINISHERS**



**STATIONS**



**REWARD ACTIVITY**



**CENTERS**



**SUB PLANS**



**PARTNER WORK**



**ENRICHMENT**

