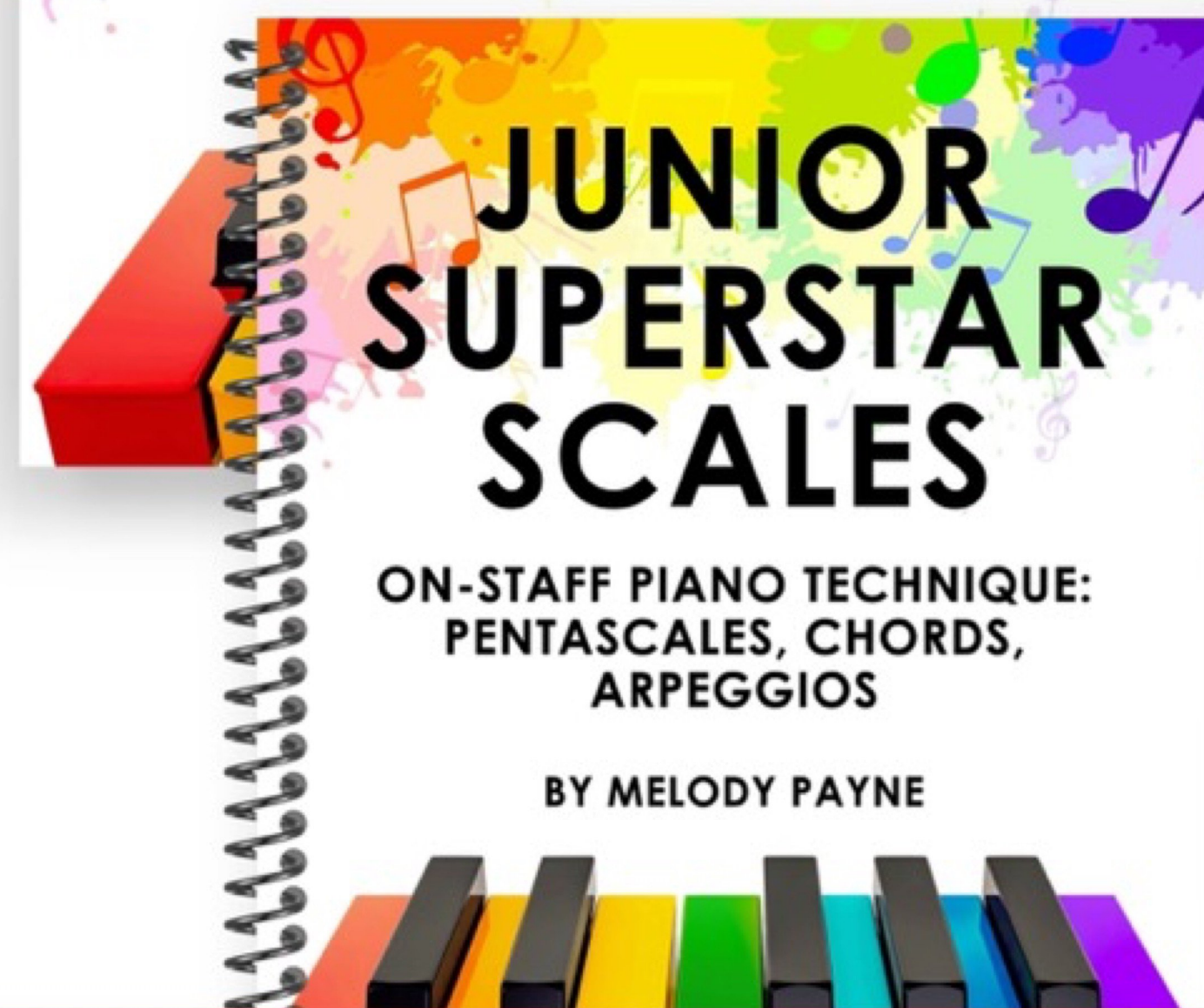


SUPERSTAR SCALES

STUDIO-LICENSED BUNDLE




**BEGINNER TO
INTERMEDIATE**

MELODY PAYNE
MUSIC FOR A LIFETIME

**YOUR
ALL-IN-ONE
SOLUTION FOR
SUCCESSFUL
SCALES!**


Take a
look inside...




CAN YOU RELATE?



* **You're feeling frustrated** trying to find the right scales books for all of your beginner to intermediate piano students.



* **You don't have time** to keep searching for the perfect scales books when your schedule is already so busy.



* Your students think scales are **overwhelming, irrelevant, and boring**, so they never open their books to practice.

I TOTALLY UNDERSTAND, BECAUSE...

I USED TO FEEL EXACTLY THE SAME WAY!

That's why I created Superstar Scales: To **redefine** the learning experience and make scales, chords, and arpeggios **accessible, engaging, and empowering** for **beginning to intermediate** piano students!

C MAJOR

1. Color the piano keys of the scale.
2. Write the letters and/or finger numbers of the scale in the boxes.
3. Practice the scale, arpeggio, and both chord progressions every day.
4. When you memorize each one, color a star. You can do this, superstar!

SCALE

ARPEGGIO

CHORD PROGRESSION

G MAJOR

1. Color the piano keys of the scale.
2. Write the letters and/or finger numbers of the scale in the boxes.
3. Practice the scale, arpeggio, and both chord progressions every day.
4. When you memorize each one, color a star. You can do this, superstar!

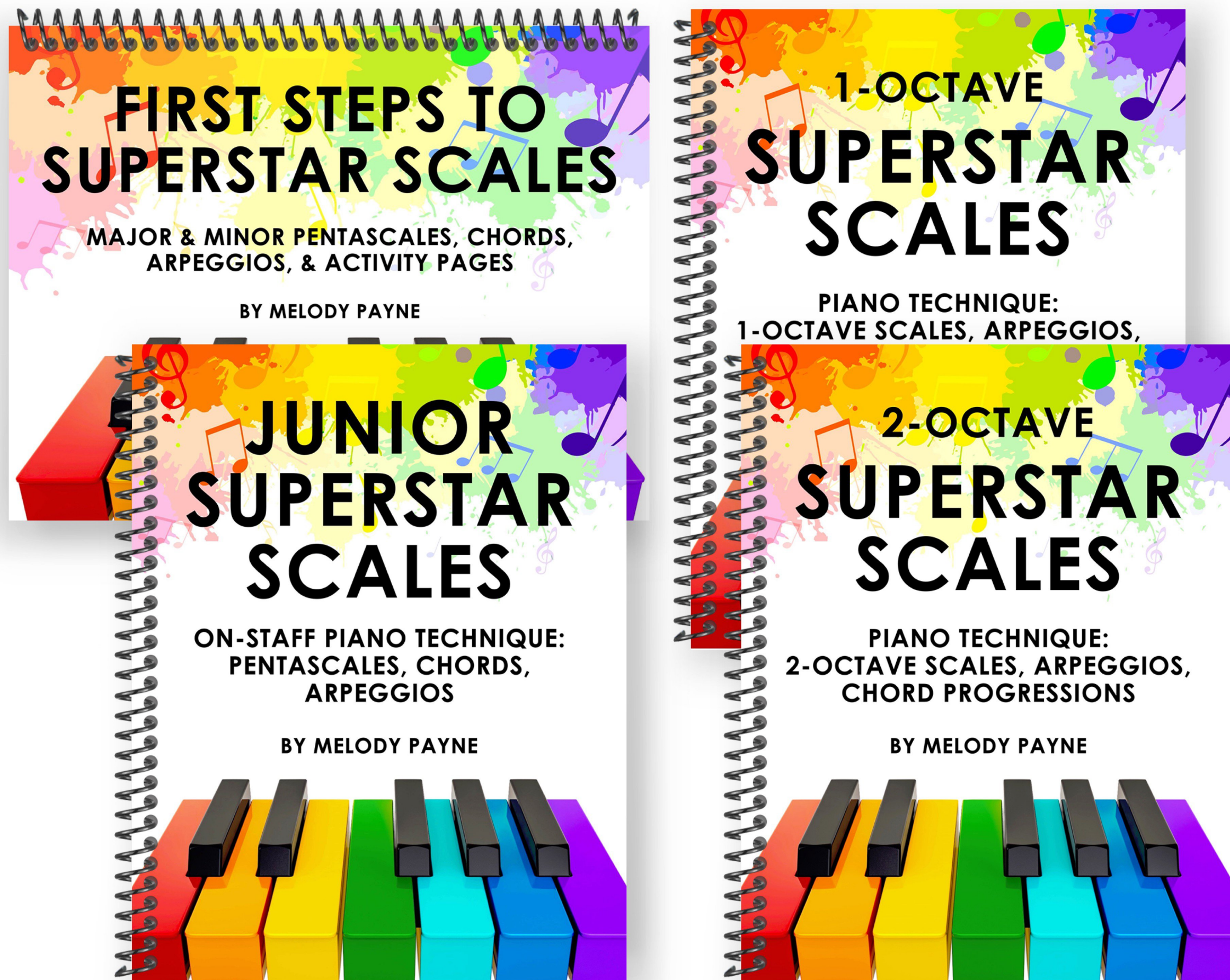
SCALE

ARPEGGIO

CHORD PROGRESSION

Copyright © 2023 Melody Payne. All rights reserved.





What you get in this Superstar Scales Bundle



- * **Book 1:** First Steps to Superstar Scales: Beginning Pentascales
- * **Book 2:** Junior Superstar Scales: Pentascales
- * **Book 3:** One-Octave Superstar Scales
- * **Book 4:** Two-Octave Superstar Scales
- * **Studio-license:** Purchase once and print **unlimited copies** for students you directly teach.

How do the 4 books compare?

4 piano technique books that guide your students from beginning pentascales to 2-octave scales and arpeggios, plus chord progressions.

| | 1 | 2 | 3 | 4 |
|---|---|---|---|---|
| Superstar Scales |  |  |  |  |
| Book Orientation | Landscape | Portrait | Portrait | Portrait |
| Helper Notes | ✓ | ✗ | ✗ | ✗ |
| Key Signatures | ✗ | ✓ | ✓ | ✓ |
| Activity Pages for Reinforcement | ✓ | ✗ | ✗ | ✗ |
| Major and Minor Pentascales | ✓ | ✓ | ✗ | ✗ |
| Major and Minor Octave Scale | ✗ | ✗ | 1 octave | 2 octaves |
| Arpeggio | Single note cross-over | Single note cross-over | 1 octave | 2 octaves |
| Chords | I | I-V-I I-V7-I | I-IV-I-V7-I | I-IV-ii-V7-I I-vi-ii-V7-I |
| Circle of 5ths | Simplified | Simplified & Standard | Standard | Standard |
| Finger Numbers | ✓ | ✓ | ✓ | ✓ |
| Fingering Guide | ✗ | ✗ | ✓ | ✓ |

FIRST STEPS TO SUPERSTAR SCALES

- * On-staff pentascales with accidentals.
- * Helper letters in each note head.
- * Broken & block chords.
- * Cross-hand arpeggios.
- * All major and minor keys.
- * An activity page for each scale helps beginners learn the letters and shape of each scale in multiple ways.



C MAJOR

SCALE 1 CHORD

ARPEGGIO 1 LH 2 over 5

10
Copyright © 2020 Melody Payne. All rights reserved.

C MAJOR PENTASCALE

Color the piano keys of the C major pentascale.

Write the letters of the C major pentascale in the boxes.

Trace the notes of the C major pentascale.

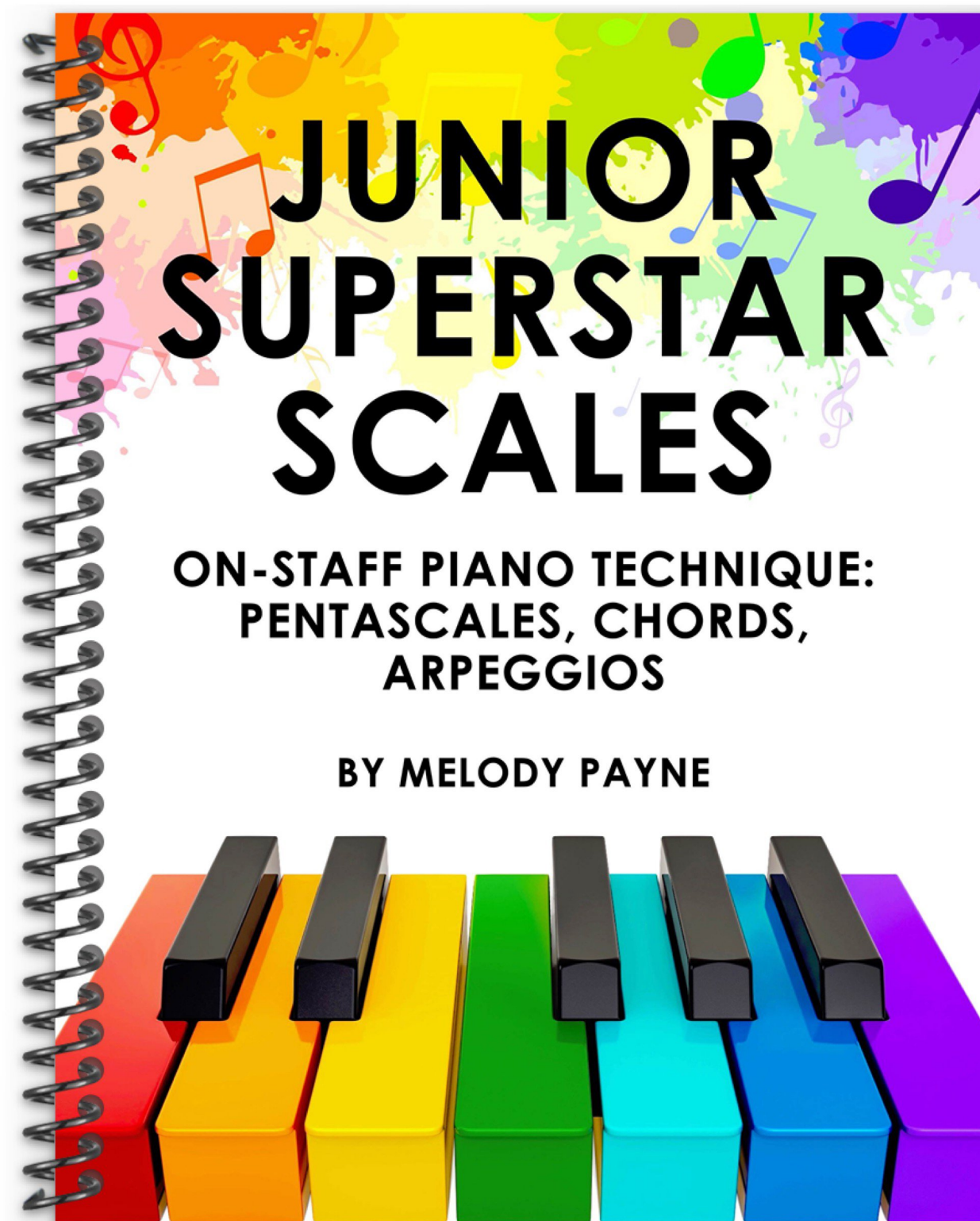
Color a star when you can play the C major pentascale, chord, and arpeggio from memory.

You can do this, superstar!

9
Copyright © 2020 Melody Payne. All rights reserved.

JUNIOR SUPERSTAR SCALES

- * On-staff pentascales without helper letters.
- * Key signatures.
- * Broken & block chords.
- * I-V-I and I-V7-I beginning chord progressions.
- * Cross-hand arpeggios.
- * All major and minor keys.



D MAJOR

1. Color the piano keys of the pentascale. Write the letters of the pentascale in the boxes.
2. Practice the pentascale, chords, and arpeggio every day.
3. When you memorize each one, color a star. You can do this, superstar!

PENTASCALE

BROKEN AND BLOCK CHORD

CHORD PROGRESSION

D A D D A7 D

I

1

A MINOR

1. Color the piano keys of the pentascale. Write the letters of the pentascale in the boxes.
2. Practice the pentascale, chords, and arpeggio every day.
3. When you memorize each one, color a star. You can do this, superstar!

BROKEN AND BLOCK CHORD

CHORD PROGRESSION

Am E Am Am E7 Am

i V i i V7 i

ARPEGGIO

1 LH 2 over 5

5 1

24

Copyright © 2021 Melody Payne. All rights reserved.

ONE-OCTAVE SUPERSTAR SCALES

- * One-octave scales.
- * Key signatures.
- * All major scales.
- * All 3 forms of minor scales.
- * One-octave arpeggios.
- * I-IV-I-V7-I chord progressions.
- * All major and minor keys.

E^b MAJOR

1. Color the piano keys for the scale. Write the letters of the scale in the boxes.
2. Practice each scale, arpeggio, and chord progression every day.
3. When you memorize each one, color a star. You can do this, superstar!

SCALE

ARPEGGIO

CHORD PROGRESSION

20
Copyright © 2020 Melody Payne. All rights reserved.

F# MINOR

1. Color the piano keys for the scale. Write the letters of the scale in the boxes.
2. Practice each scale, arpeggio, and chord progression every day.
3. When you memorize each one, color a star. You can do this, superstar!

NATURAL MINOR

HARMONIC MINOR

MELODIC MINOR

31
Copyright © 2020 Melody Payne. All rights reserved.

**1-OCTAVE
SUPERSTAR
SCALES**

F# MINOR

TECHNIQUE:
SCALES, ARPEGGIOS,
CHORD PROGRESSIONS

MELODY PAYNE

NATURAL MINOR

HARMONIC MINOR

MELODIC MINOR ASCENDING AND DESCENDING

ARPEGGIO

CHORD PROGRESSION

F#m Bm F#m C#7 F#m

TWO-OCTAVE SUPERSTAR SCALES

- * Two-octave scales.
- * Key signatures.
- * All major scales.
- * All 3 forms of minor scales.
- * Two-octave arpeggios.
- * I-IV-ii-V7-I and I-VI-ii-V7-I chord progressions.
- * All major and minor keys.



C# MAJOR

1. Color the piano keys of the scale.
2. Write the letters and/or finger numbers of the scale in the boxes.
3. Practice the scale, arpeggio, and both chord progressions every day.
4. When you memorize each one, color a star. You can do this, superstar!

SCALE

2 1 1 1 1 2 4 3 4 3

☆

☆

G MINOR

1. Color the piano keys of each scale.
2. Write the letters and/or finger numbers of each scale in the boxes.
3. Practice the scales, arpeggio, and both chord progressions every day.
4. When you memorize each one, color a star. You can do this, superstar!

NATURAL MINOR

1 1 1 1 5 3 4 3

☆

HARMONIC MINOR

1 1 1 1 5 3 4 3

☆

MELODIC MINOR

1 1 1 1 5 3 4

☆

Copyright © 2023 Melody Payne. All rights reserved.

G MINOR

NATURAL MINOR

HARMONIC MINOR

MELODIC MINOR ASCENDING AND DESCENDING

ARPEGGIO

1 2 3 1 5 3

☆

☆

CHORD PROGRESSION

Gm Cm Adim D7 Gm Gm Eb Adim D7 Gm

☆

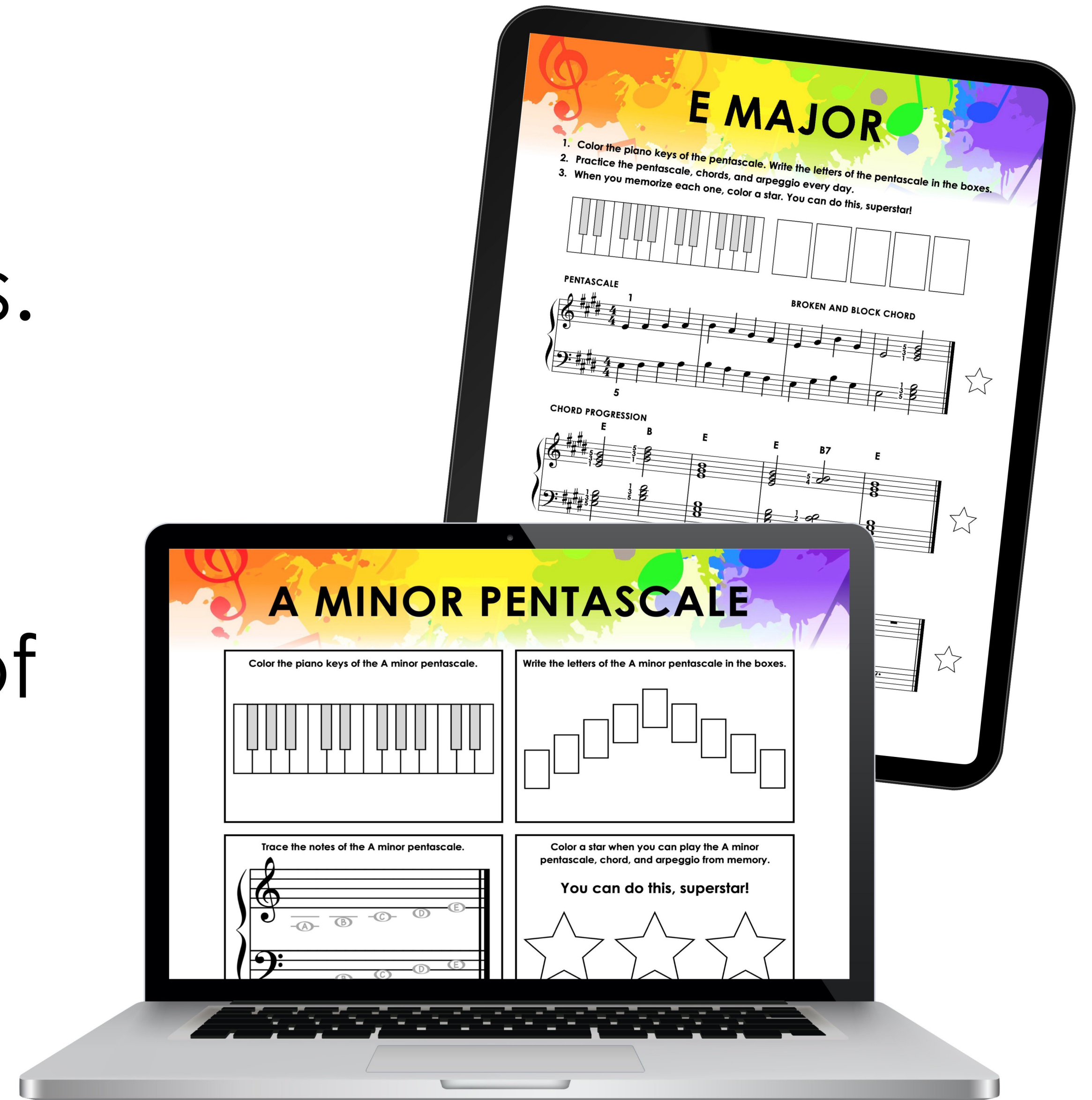
THE MAGIC OF SUPERSTAR SCALES

- ☑ These meticulously crafted scales books **simplify the visual** aspect of scales, making every new scale both **approachable** and **enjoyable**.
- ☑ **Clean layout** eliminates overwhelm.
- ☑ **Colorful pages** entice students of all ages to practice scales!
- ☑ **Black and white** pages save ink!



YOUR STUDENTS NEED THEM!

- ☑ **Eliminate** anxiety, struggles, and hesitation towards practicing scales.
- ☑ **Transform** your students into well-rounded musicians with a variety of **functional skillsets** they can use for their **entire lives!**



MANY WAYS TO USE THESE BOOKS!

- Private and group piano
- Festival and test prep
- Technique workshops
- Music theory classes
- Progress tracking
- Lead sheets
- Studio challenges
- And more!

B \flat MAJOR 1

SCALE



CHORD

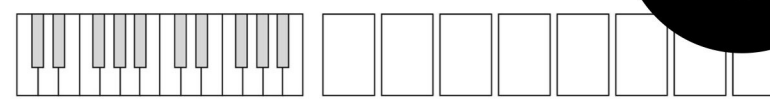


ARPEGGIO



B \flat MAJOR 3


1. Color the piano keys for the scale. Write the letters of the scale in the boxes.
2. Practice each scale, arpeggio, and chord progression every day.
3. When you memorize each one, color a star. You can do this, superstar!




SCALE



ARPEGGIO



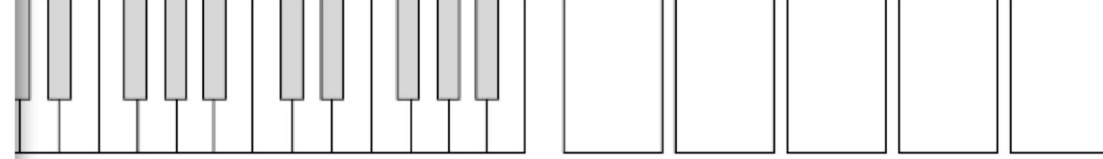
CHORD PROGRESSION




19
Copyright © 2020 Melody Payne. All rights reserved.

B \flat MAJOR 2

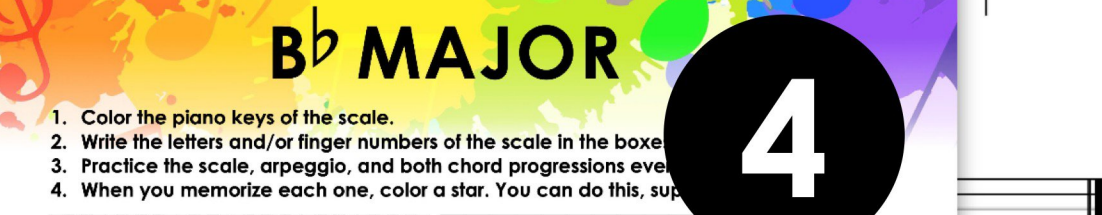
1. Color the piano keys of the pentascale. Write the letters of the pentascale in the boxes.
2. Practice the pentascale, chords, and arpeggio every day.
3. When you memorize each one, color a star. You can do this, superstar!



PENTASCALE



BROKEN AND BLOCK CHORD



B \flat MAJOR 4

1. Color the piano keys of the scale.
2. Write the letters and/or finger numbers of the scale in the boxes.
3. Practice the scale, arpeggio, and both chord progressions every day.
4. When you memorize each one, color a star. You can do this, superstar!



SCALE



ARPEGGIO



CHORD PROGRESSION



19
Copyright © 2023 Melody Payne. All rights reserved.

RAVE REVIEWS

from Happy Teachers!



These make teaching scales and cadences SO easy! I'm a private studio owner and completely online. These are perfect.

-Joanne E.



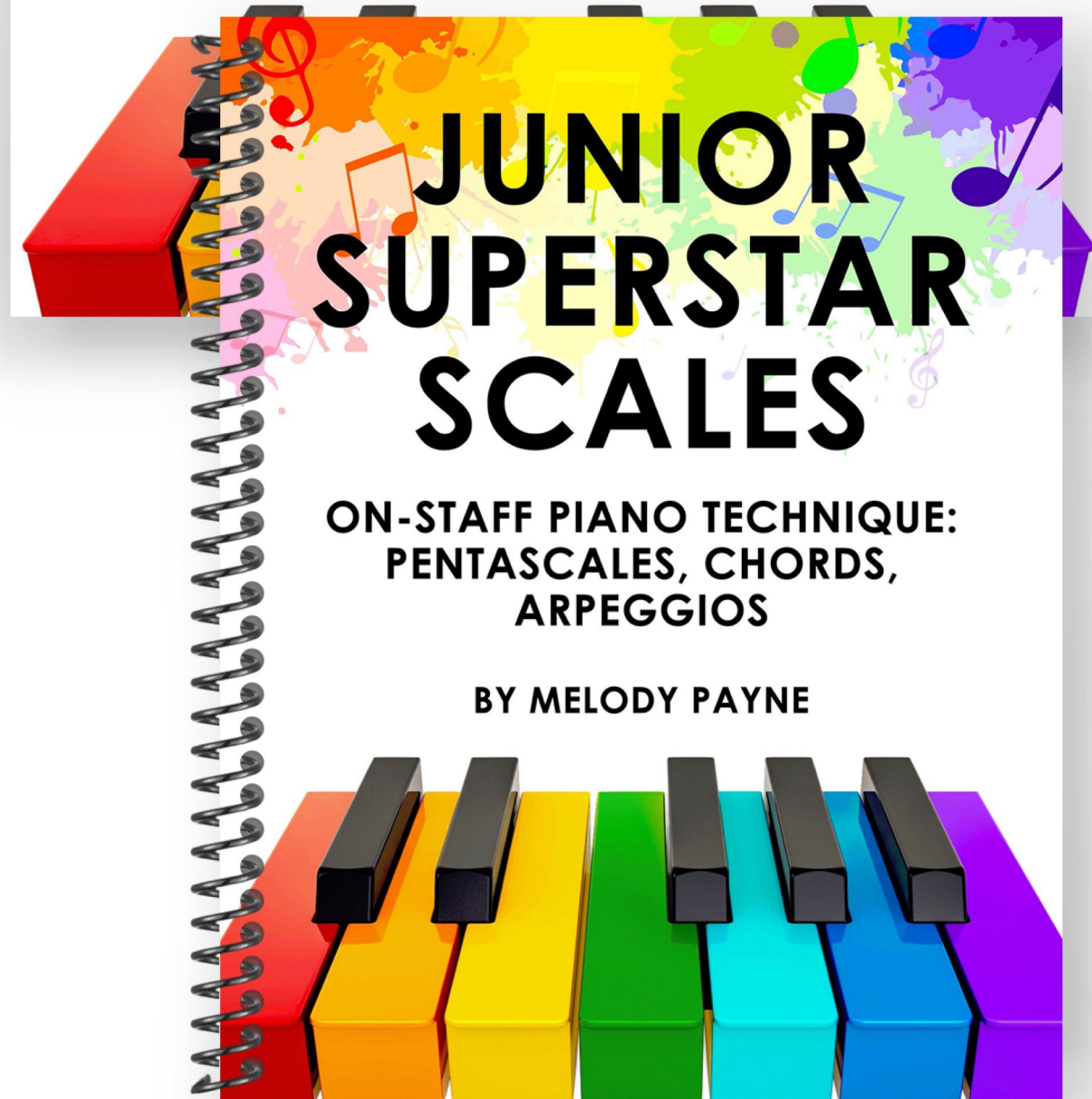
This is a fantastic way to present scales/arpeggios/chords to my piano students. You can bind it into a book, or print out individual pages for each key as needed. Love the colors used and the overall clarity of the product!

-Ariana D.



There are many scale books out there, but the progress my students have made in their musical journey in the use of Superstar Scales work speaks volumes!

-Tricia B.



GET SUPERSTAR SCALES TODAY

AND WATCH YOUR STUDENTS' ENTHUSIASM FOR SCALES SKYROCKET!

- * Say NO to boring.
- * Say NO to struggling.
- * Say **YES** to transforming
your teaching and
inspiring your students to
become true superstars!



SUPERSTAR SCALES
STUDIO-LICENSED BUNDLE

FIRST STEPS TO SUPERSTAR SCALES
MAJOR & MINOR PENTASCALES, CHORDS, ARPEGGIOS, & ACTIVITY PAGES

1-OCTAVE SUPERSTAR SCALES

JUNIOR SUPERSTAR SCALES
ON-STAFF PIANO TECHNIQUE: PENTASCALES, CHORDS, ARPEGGIOS
BY MELODY PAYNE

2-OCTAVE SUPERSTAR SCALES
PIANO TECHNIQUE: 2-OCTAVE SCALES, ARPEGGIOS, CHORD PROGRESSIONS
BY MELODY PAYNE

BEGINNER TO INTERMEDIATE

MELODY PAYNE
MUSIC FOR A LIFETIME