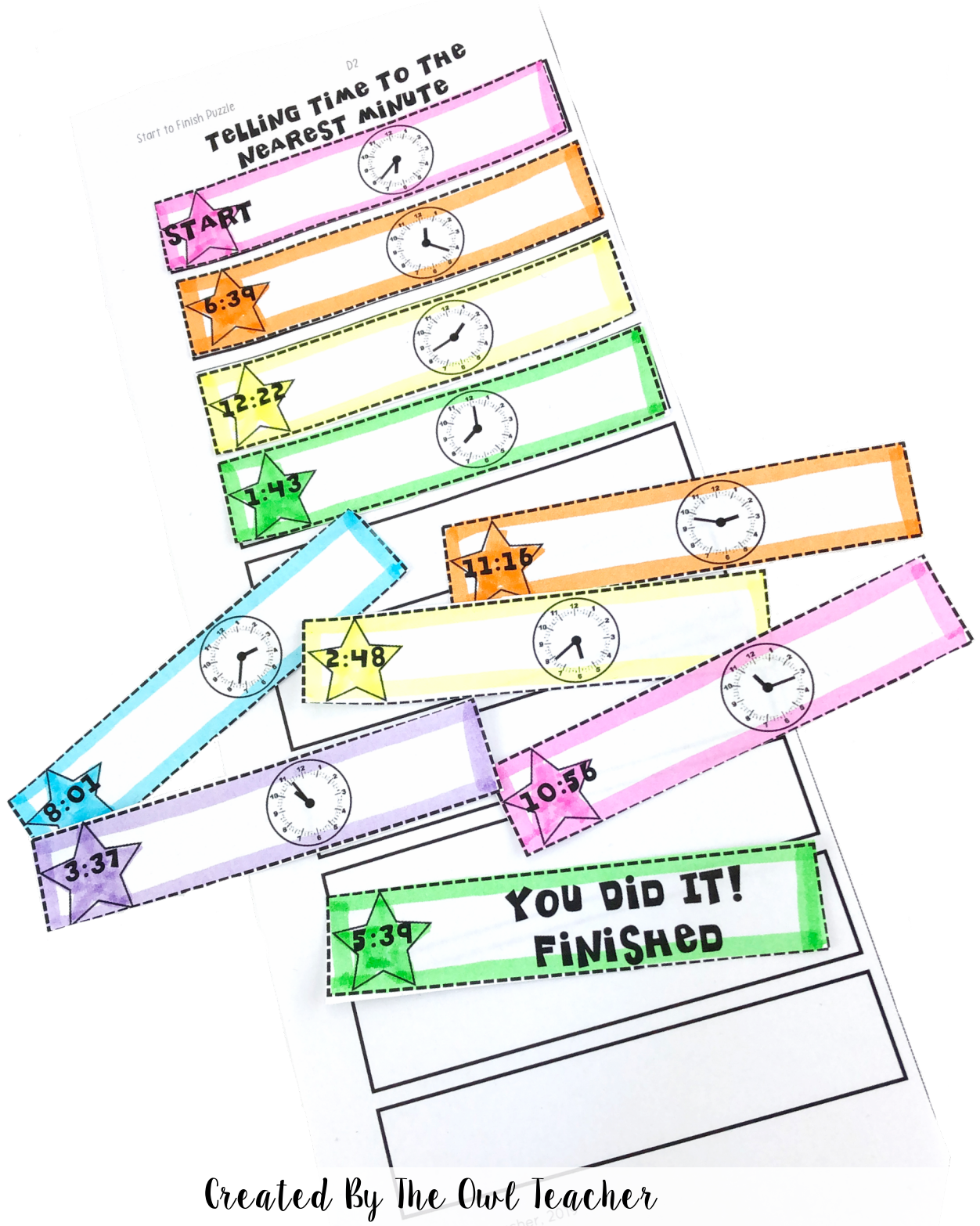


Review & Practice

Start 2 Finish Puzzles

Telling Time












Created By The Owl Teacher












TELLING TIME TO THE NEAREST HALF HOUR

Cut out each strip below. Glue the start strip in the top rectangle to the left. Then solve the problem on that strip. Next, find the strip with the answer in the star. Glue that one in the next rectangle. Continue until you have arrived at the "finish" strip.

4:30	
1:30	
1:00	
START	
6:00	
2:00	YOU DID IT! FINISHED
2:30	
8:30	
10:00	
12:00	










Telling Time to the Nearest Quarter Hour

Cut out each strip below. Glue the start strip in the top rectangle to the left. Then solve the problem on that strip. Next, find the strip with the answer in the star. Glue that one in the next rectangle. Continue until you have arrived at the "finish" strip.

6:45	
9:15	
10:30	YOU DID IT! FINISHED
12:45	
5:15	
7:15	
11:30	
2:00	
START	
4:45	










Telling Time to the Nearest Five Minutes

Cut out each strip below. Glue the start strip in the top rectangle to the left. Then solve the problem on that strip. Next, find the strip with the answer in the star. Glue that one in the next rectangle. Continue until you have arrived at the "finish" strip.

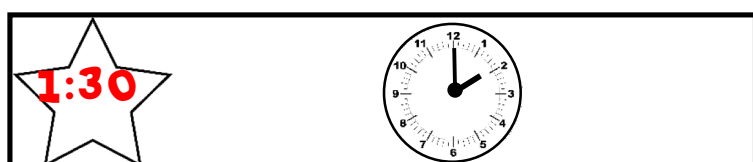
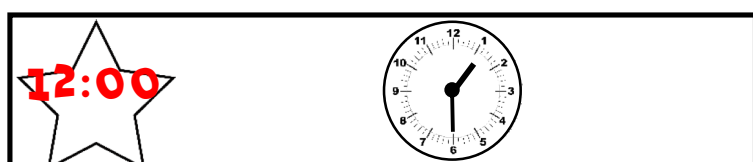

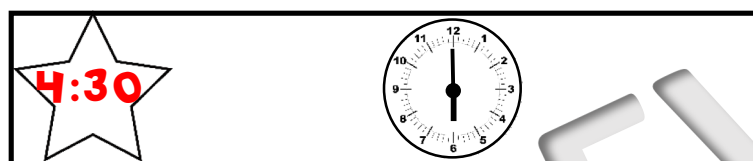
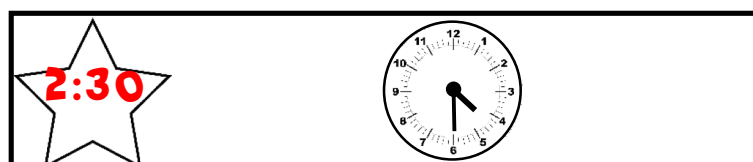
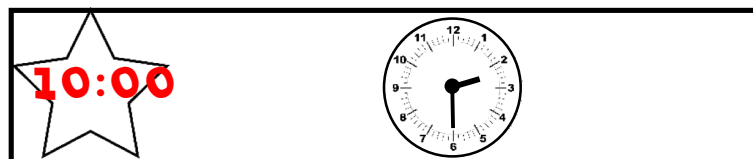
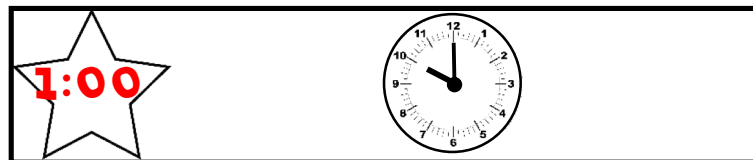

2:45	
7:30	
9:30	YOU DID IT! FINISHED
3:35	
9:05	
5:10	
10:30	
12:05	
START	
7:50	

TELLING TIME TO THE NEAREST MINUTE

Cut out each strip below. Glue the start strip in the top rectangle to the left. Then solve the problem on that strip. Next, find the strip with the answer in the star. Glue that one in the next rectangle. Continue until you have arrived at the "finish" strip.

START	
8:01	
12:22	
3:37	
11:06	
2:48	
6:39	
10:56	
5:39	YOU DID IT! FINISHED
1:43	

TELLING TIME TO THE NEAREST HALF HOUR



TELLING TIME TO THE NEAREST HALF HOUR

