

2nd Grade Literacy Centers


10 Hands-on, Year-Long ELA Activities

- ✓ Fun
- ✓ Standards-Aligned
- ✓ Effective!!!

Scroll down to see
what's included!



Tanya G. Marshall



Student Instructions Included

Easy to Follow Directions - Ease of Use

Model and explain once. Then use again and again!

Syllable Scavenger Hunt

I can decode words that have different types of syllables.

Follow the directions on each page.

Syllable Scavenger Hunt 1

Syllable Scavenger Hunt 2

early that one

note gone

Prefix Suffix Puzzles

I can decode words with common prefixes and suffixes.

INSTRUCTIONS: Put the "pieces" together by matching the base word to the correct prefix or suffix.

Use each dictionary to help you find the match.

Contraction Goldfish

I can match words that combine to create a contraction.

INSTRUCTIONS: Read the words on each card carefully. Then match the correct words with their contraction.

Rhyme Riddles

I can use clues to solve riddles about rhyming words. I can also create new rhyming words.

INSTRUCTIONS: Read each riddle carefully.

Then write the correct rhyming word based on the rhyme scheme.

Rhyme Riddles Card 1

1- It begins with 'h', but rhymes with 'cat'.
Take

2- It begins with 'g', but rhymes with 'cat'.

The Sound Twins

I can use sentence clues to find the meaning of each homophone and homograph.

INSTRUCTIONS: Read each sentence strip carefully.

Use the chart from the sentence strip to figure out what the underlined words mean.

The Vowel Sorter

I can tell the difference between long and short vowels. I can also find different vowel teams.

INSTRUCTIONS: Read the words on each card.

Then write each word under the correct heading based on its vowel sound.

THE VOWEL SORTER

LONG VOWEL	SHORT VOWEL	VOWEL TEAM	OTHER
apple	bright	feet	
elephant	grapes		

Spin and Write Reading Response

I can write complete sentences about any story, book, or poem I have read.

INSTRUCTIONS: Making Reading Fun!

Spin and Write

1- Spin on each circle once.

2- Write a sentence answering the question that is chosen.

The Noun Matcher

I can match singular nouns with their correct plural version.

INSTRUCTIONS: Read the words on each card carefully.

Then put each word next to its plural version.

Shorts and Longs

I can read and tell the difference between words with short and long vowel sounds.

INSTRUCTIONS: Read the word on each card. Find out whether it has a short or long vowel sound.

Then write the word under a heading on your response page.

Shorts and Longs

SHORT VOWEL	LONG VOWEL
cane	mad
fire	sleep

Text Features Detective

I can find different text features when I read nonfiction. And I can use those features to learn new things about the text.

TEXT FEATURES DETECTIVE

Name _____ Date _____

INSTRUCTIONS: As you read different books and magazines, fill in each page.

Follow the directions on each page.

WHAT DID YOU FIND? WRITE IT OR WRITE IT HERE

WHAT DID YOU FIND? WRITE IT OR WRITE IT HERE

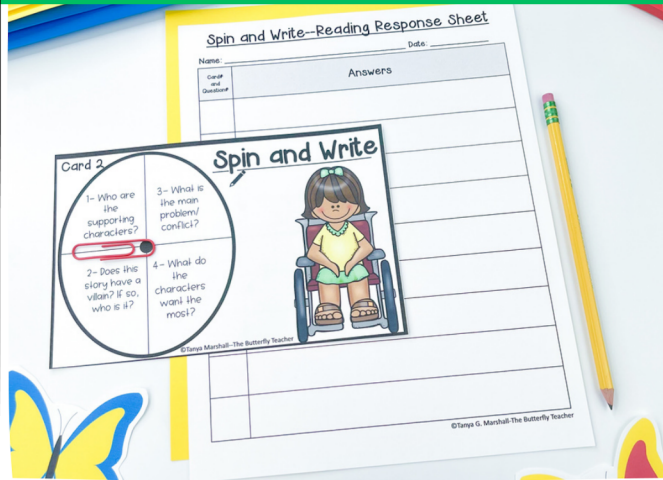
WHAT DID YOU FIND? WRITE IT OR WRITE IT HERE

WHAT DID YOU FIND? WRITE IT OR WRITE IT HERE



Year-Long ELA Activities

These Non-Seasonal centers can be used anytime of the year!



They compliment ANY curriculum.

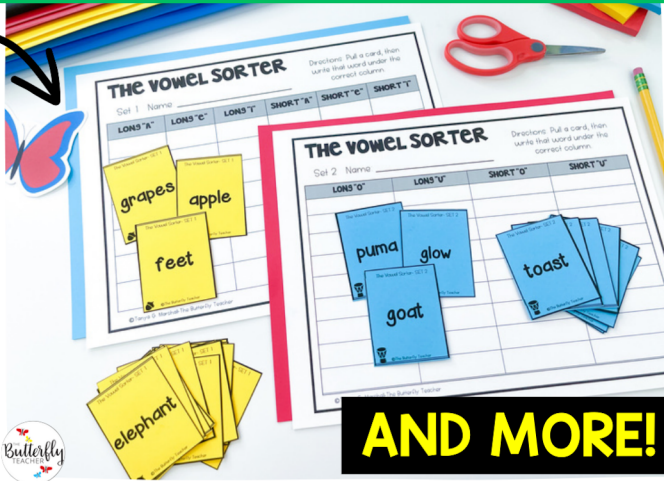
Extension & Bonus activities already included.

Easily adaptable for independent practice + small group work.

Standards + Skills

Helps students master the following:

- ★ Phonics & Fluency
- ★ Prefixes, Suffixes + Word Parts
- ★ Reading Comprehension
- ★ Vocabulary + Word Mastery
- ★ Writing + Sentence Building



You also get...

GOOGLE Slides Version Included

Easy drag & drop
digital games!

★ Easily assign online

★ Great for technology
stations

★ Answers Included




The Contraction Matcher

Drag the line to match the words that make contractions with the completed contractions.

WORDS THAT MAKE CONTRACTIONS	COMPLETED CONTRACTIONS
SHOULD + NOT	WOULDN'T
WOULD + NOT	COULDN'T
COULD + NOT	SHOULDN'T

©The Butterfly Teacher


Directions: Drag the circles to select the correct definition of each homograph.

Name: Sound Twins  1

Circle the correct meaning for the bold homograph.

Look at this **duck** walking towards us:


duck—a water bird with short legs and webbed feet
duck—to lower your head or body to avoid being hit

Name: Sound Twins  2

Circle the correct meaning for the bold homograph.

The directions say to put our names in the top **right** box.

right— that which is morally correct, just, and good
right— opposite of left




Works in a variety of ways:

You get flexibility with these stations!



Intervention practice
for individual
students

Engaging LOW-to-NO PREP
Activities



Early Finishers
Partner Work

What other 2nd Grade Teachers are saying...



“

“My students use these as centers and also for early finisher work. They are perfect for students to be able to work on independently while I help other students!”

-Mandi B.

”



What other 2nd Grade Teachers are saying...



“Used for a tutoring program. Lots of great tools and the ability to make review games. This is just what I needed to help my students be successful.”

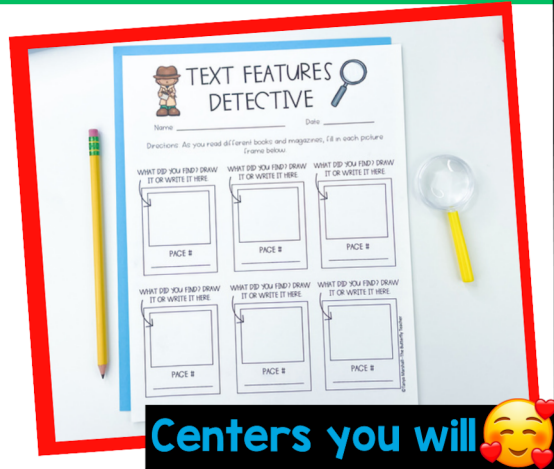
-Sandra C.



Useful for intervention too!



“This is useful for centers
with my diverse learners
who need to work on
reading skills and review
of phonics skills!”
—Julie W.



Centers you will

