

Harmonic & Melodic INTERVALS

hosted at
boom
www.boomlearning.com

WHAT INTERVAL DO YOU SEE?
TAP M FOR MELODIC OR H FOR HARMONIC AND
TAP THE CORRECT INTERVAL NUMBER.

Comprehensive Review!

SCROLL to see Sample Cards!

2nds-Octaves




Copyright © 2022 Kelly Bordeaux. All rights reserved.



FEATURES

- Cards reviewing 2nds-Octaves up & down the staff
- Cards include treble notes from C4-G5 and bass notes from F2-B4.
- Extensive review for students!

Includes harmonic and melodic 2nds, 3rds, 4ths, 5ths, 6ths, 7ths & Octaves on the staff.



Includes 56 cards

Teachers Are Saying:




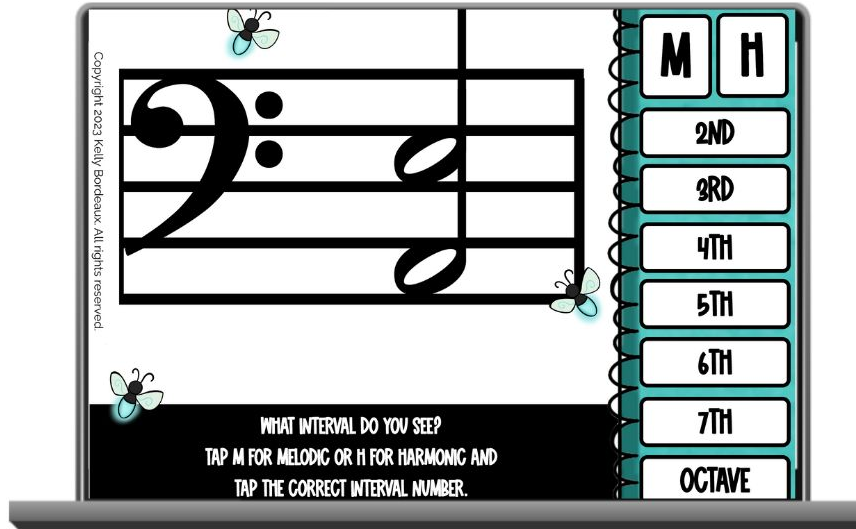
“This is a great way to review identifying melodic and harmonic intervals. Students would definitely prefer to use a game from a tablet rather than just have me ask them to name intervals from their music or a worksheet.

I also like the idea of having them play the interval on the piano to add some note review along with the intervals. The fact that they can also use this resource at home makes it a definite winner.”

- Connie B.



Includes harmonic and melodic 2nds, 3rds, 4ths, 5ths, 6ths, 7ths & Octaves on the staff.



Students play 20 cards each time they play.



Copyright 2022 Kelly Bordeaux. All rights reserved.

Use During Online & In-Person PIANO LESSONS:

- As a Teaching Tool
- End-of-Lesson Game
- For At-Home Practice
- Fun Off-the-Bench Activity
- Play right at the piano!



**CLICK HERE to
Preview this Deck
on BOOM Learning!**