

INTERVALS


MELODIC
AND
HARMONIC

14 MUSIC THEORY PAGES



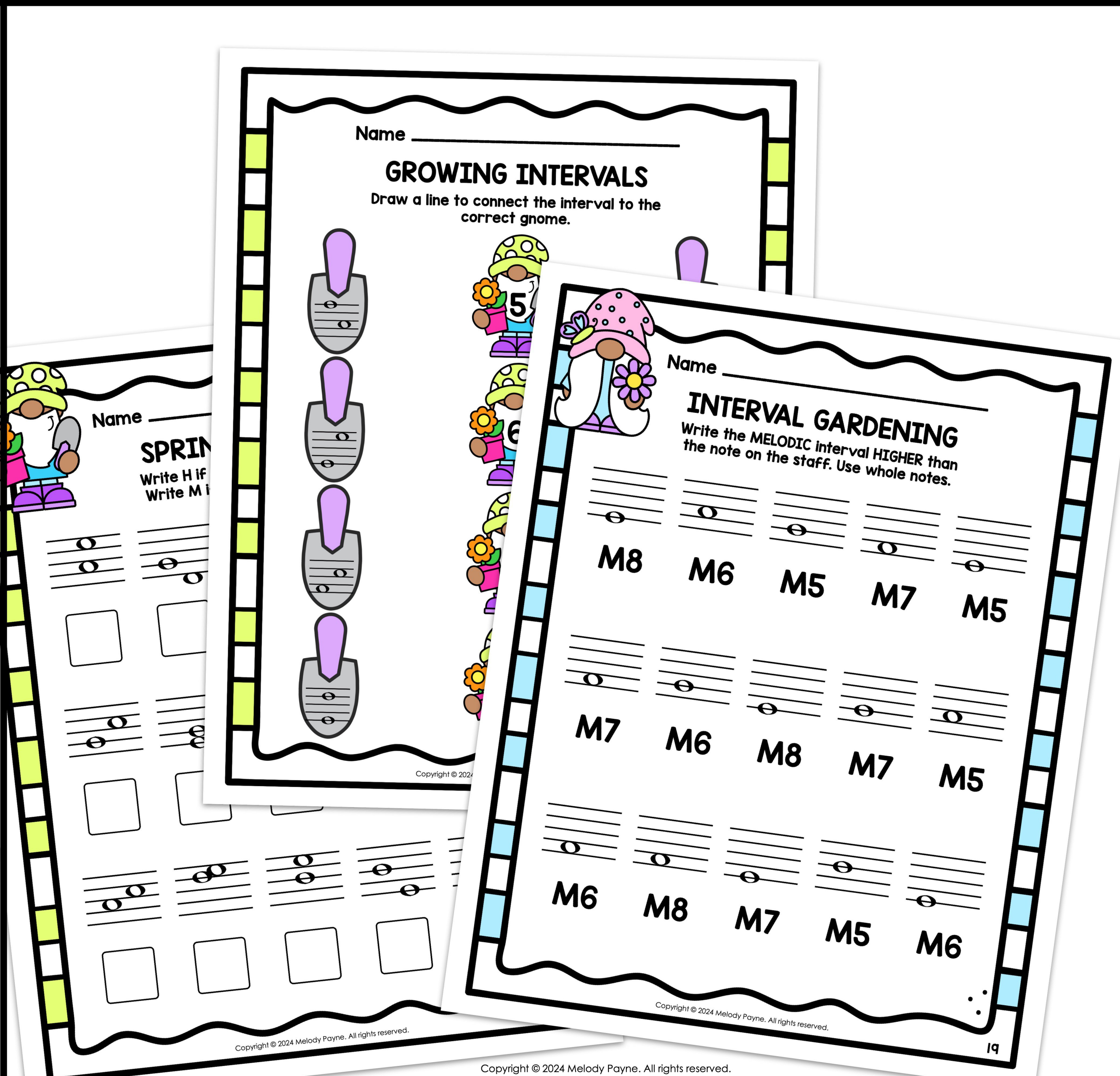
**SIMPLIFY
INTERVALS
FOR YOUR
MUSIC
STUDENTS!**

Take a
look inside!



SPRING

DO YOUR STUDENTS...

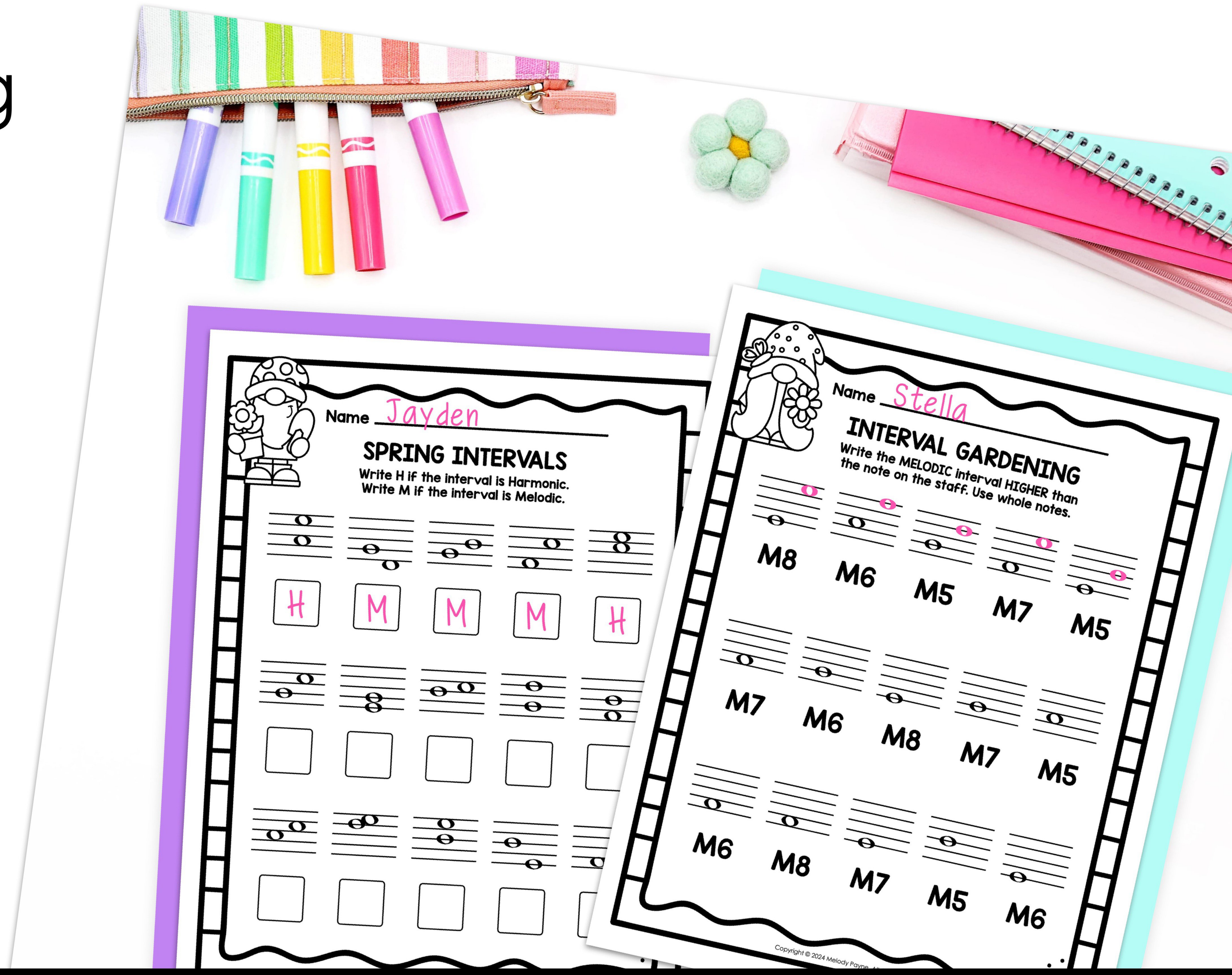


- * **Struggle** to recognize melodic and harmonic intervals on the staff?
- * **Need variety** to deepen their learning?
- * **Crave** activities that take them beyond the ordinary?

I UNDERSTAND, BECAUSE...

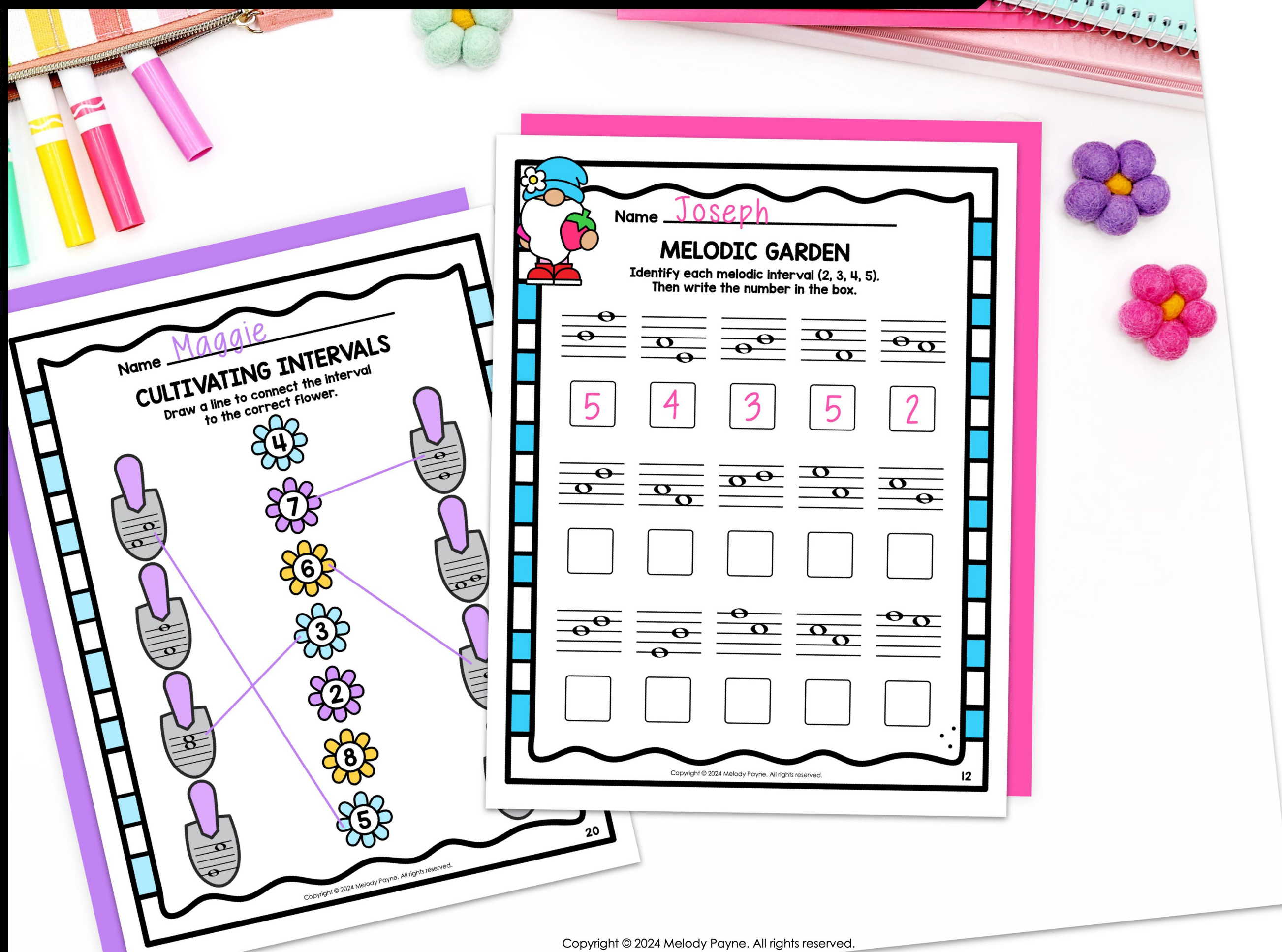
MY STUDENTS HAVE STRUGGLED TOO!

That's why I created Spring Intervals Worksheets: To help your students grasp intervals on the staff and make them accessible, engaging, and understandable through a variety of activities!

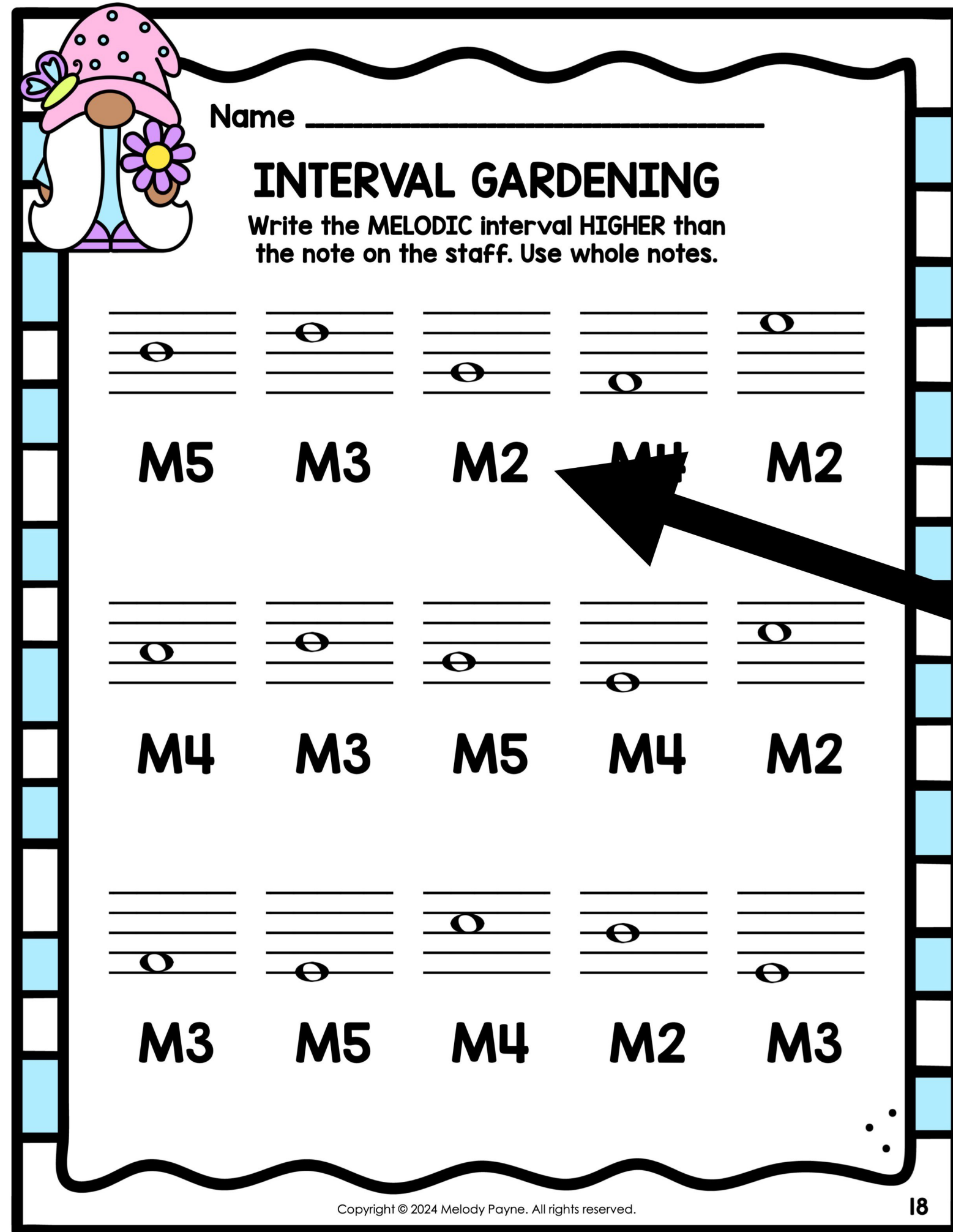


What you get in this set of Spring intervals worksheets

- * 6 pages of 2nds-5ths
- * 6 pages of 5ths-octaves
- * 2 pages of 2nds to octaves
- * Colorful pages
- * Black and white pages
- * Answer keys
- * Variety of activities: Writing intervals, interval drills, coloring, matching



VARIETY OF WORKSHEETS



Interval Gardening
Write the MELODIC interval HIGHER than the note on the staff. Use whole notes.

Name _____

M5 M3 M2 **M4** M2


M4 M3 M5 M4 M2

M3 M5 M4 M2 M3

Copyright © 2024 Melody Payne. All rights reserved. 18

This worksheet features a whimsical illustration of a girl with a pink mushroom hat and a flower. It contains three rows of musical staves. Each staff has a single whole note on a specific line. Below each staff is a label for the interval to be written above the note. The intervals are: Row 1: M5, M3, M2, **M4**, M2; Row 2: M4, M3, M5, M4, M2; Row 3: M3, M5, M4, M2, M3. A large black arrow points from the central text to the 'M4' interval in the first row.

Easily review
harmonic
intervals,
melodic
intervals, or
both!



Coloring Spring Intervals

Name _____

2nd = Gray 5th = Purple 7th = Blue
4th = Green Octave = Yellow 6th = Pink or Red
3rd = Orange

Copyright © 2024 Melody Payne. All rights reserved. 21

This worksheet features a large illustration of a garden scene with flowers and leaves. Each element is filled with musical notation, including staves with notes and rests. A large black arrow points from the central text to the garden illustration.

DIFFERENTIATION IS EASY!

Whether your students need harmonic, melodic, 2nds, octaves, or anywhere in between, you'll find what you need in this set of Spring intervals worksheets.



TONS OF WAYS TO USE THEM!

- Private piano lessons
- Group piano classes
- Music workshops
- Music theory classes
- Piano parties
- Piano camps
- Progress tracking
- After Spring break
- And more!

The image displays three overlapping music worksheets designed for piano students. Each worksheet features a whimsical character at the top left and a decorative border.

- MELODIC GARDEN:** Features a character with a blue hat and a red apple. The title is "MELODIC GARDEN". The instruction reads: "Identify each melodic interval (2, 3, 4, 5). Then write the number in the box." It contains five musical staves, each with a pair of notes and a corresponding empty box for the answer.
- SPRING:** Features a character with a green hat and a yellow flower. The title is "SPRING". The instruction reads: "Write H if the [interval is higher] Write M if th [interval is lower]". It contains five musical staves, each with a pair of notes and a corresponding empty box for the answer.
- INTERVAL FLOWERS:** Features a character with a blue hat and a yellow flower. The title is "INTERVAL FLOWERS". The instruction reads: "Write the HARMONIC interval HIGHER than the note on the staff. Use whole notes." It contains five musical staves, each with a single note and a corresponding empty box. The boxes are pre-filled with the letters H8, H5, H7, H5, and H6.

GET THESE WORKSHEETS TODAY

AND SIMPLIFY INTERVALS FOR GOOD!

- * Say NO to struggling.

- * Say NO to ordinary.

- * Say **YES** to student

success with dynamic and engaging intervals worksheets that foster music reading fluency!



INTERVALS MELODIC AND HARMONIC
14 MUSIC THEORY PAGES

Name Maggie
CULTIVATING INTERVALS
Draw a line to connect the interval to the correct flower.

Name Joseph
MELODIC GARDEN
Identify each melodic interval (2, 3, 4, 5). Then write the number in the box.

SPRING

MELODY PAYNE
MUSIC FOR A LIFETIME