


- 2 activities about Earth Day
- Each activity comes with pre-loaded SeeSaw links and Google slides files.
- Audio is included for each activity.
- Each activity has moveable pieces.



Earth Day (sample pages)

Turn things off when you leave a room.

Save energy at home and at school!

©Staying Cool in the Library

Recycle items if you can.

Sort by paper, plastic and cans.

©Staying Cool in the Library

Earth Day - Happy or Sad

What makes the Earth happy? What makes the Earth sad? Sort the pictures.

Sad

Happy

©Staying Cool in the Library

Circle the objects you can put in the trash.

Don't litter! Throw your trash away.

tire apple core empty cup

battery box cell phone

©Staying Cool in the Library


Earth Day Hero (sample pages)

You can take care of the Earth in many ways.



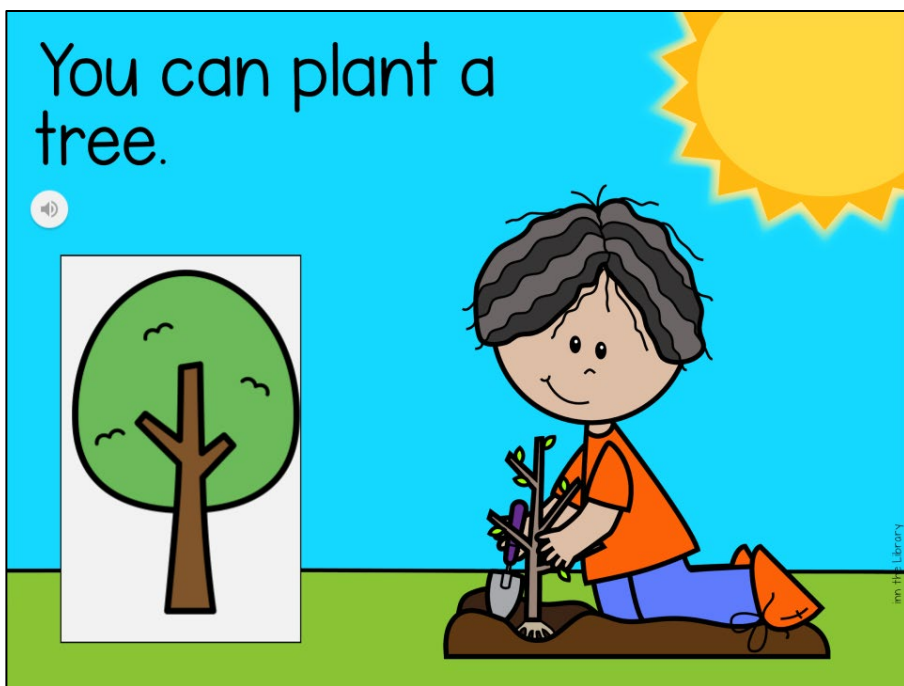
©Staying Cool in the Library

You can walk or ride your bike.



©Staying Cool in the Library

You can plant a tree.



©Staying Cool in the Library

Ways I can be an **EARTH DAY** hero

A large, empty rectangular box with a light green background, intended for a child to write their own ways to be an Earth Day hero. The box is framed by a decorative border with green leaves and vines.

©Staying Cool in the Library


Earth Day Print Readers

2 readers



Hooray for Earth Day!

I am an Earth Day hero!



Circle the objects you can put in the trash.

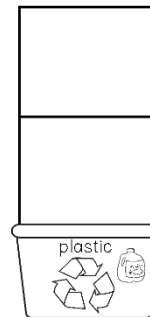
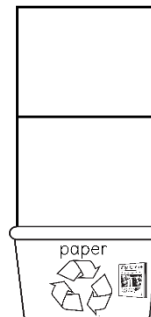


Don't litter!
Throw away
your trash.

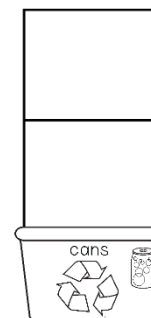


1

Recycle items if you can.




Sort by
paper, plastic
and cans.




2

I can pick up trash.




2

I can walk or ride my bike.




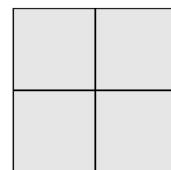
5



Name: _____

Cut Glue

Earth Day - Happy or Sad



Source: www.popsicle.com

