

# i-Space Crafttivity


## Solar System



An i-Phone  
Crafttivity  
to Explore  
our Solar  
System



# Teacher's Page



This craftivity was created to put a little fun into your lessons on the solar system. Depending on your preference, you can print on color paper or print on regular paper and have the students color it. I have provided two different pages of apps for you to choose from or mix and match. This will depend on your curriculum and classroom needs. Simply copy, and then have students cut out the “apps.” Then have students glue down just the top portion where it folds on the dotted line. Under the flap have students write facts about that particular app. Students can then color the iPhone and/or cut it out. Finally, if desired, provide students with the practice sheets to practice identifying the planets of the solar system. It is my hope that your students will not only benefit from this activity that reinforces these concepts, but will also enjoy it.



# Our Solar System

Glue Here

1.

2.

Glue Here

1.

2.

Glue Here

1.

2.

Glue Here

1.

2.

Glue Here

1.

2.

Glue Here

1.

2.

Glue Here

1.

2.

Glue Here

1.

2.

Glue Here

1.


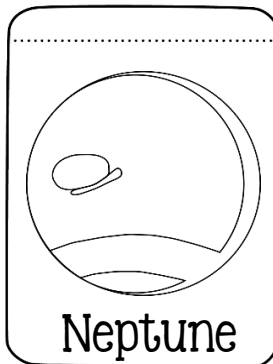
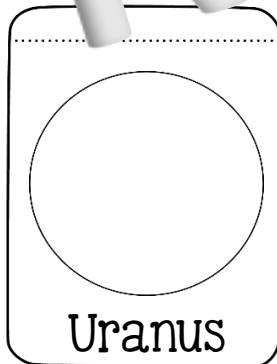
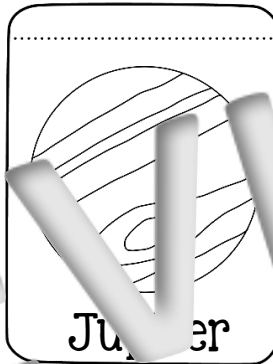

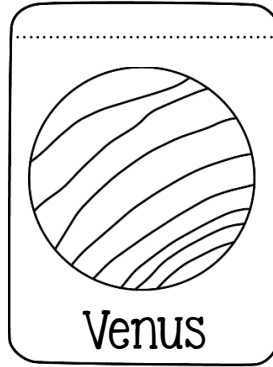
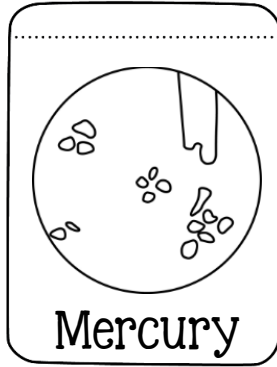
2.



Bottom Piece. Glue the apps on the "glue here" place. Then list two facts for each underneath the app.

# Solar System Apps

Directions: Color each below. Then cut out each and fold on the dotted line.





# Our Solar System

Name \_\_\_\_\_

Look at the solar system model below. Label each planet in the box next to it. Then color.

