


TREBLE & BASS

14 NOTE NAMING PAGES



**SIMPLIFY
NOTE READING
FOR YOUR
MUSIC
STUDENTS THIS
SPRING!**

Take a
look inside!



SPRING

DO YOUR STUDENTS...

Name _____

LINE NOTE GARDEN

Write the name of each line note in the box.

Name _____

WATER TH

Draw a line to connect the

Name _____

SPRING SPELLING WORDS

Name these notes to reveal the music spelling words.

Copyright © 2024 Melody Payne. All rights reserved.

Copyright © 2024 Melody Payne. All rights reserved.

Copyright © 2024 Melody Payne. All rights reserved.

14

- * **Struggle** to remember treble and bass clef notes on the staff?
- * **Need variety** to deepen their learning?
- * **Crave** activities that take them beyond the ordinary?

I UNDERSTAND, BECAUSE...

MY STUDENTS HAVE STRUGGLED TOO!

That's why I created Spring Treble and Bass Clef Worksheets: To help your students grasp notes on the staff and make them accessible, engaging, and understandable through a variety of activities!



What you get in this set of Spring note naming worksheets

- * 7 treble clef pages
- * 7 bass clef pages
- * Line notes, space notes, and both
- * Colorful pages
- * Black and white pages
- * Answer keys
- * Variety of activities: Note name drills, spelling words, coloring, matching



VARIETY OF WORKSHEETS

Name _____

LINE NOTE GARDEN

Write the name of each line note in the box.

<input type="text"/>	<input type="text"/>	<input type="text"/>	<input type="text"/>	<input type="text"/>	<input type="text"/>
<input type="text"/>	<input type="text"/>	<input type="text"/>	<input type="text"/>	<input type="text"/>	<input type="text"/>
<input type="text"/>	<input type="text"/>	<input type="text"/>	<input type="text"/>	<input type="text"/>	<input type="text"/>
<input type="text"/>	<input type="text"/>	<input type="text"/>	<input type="text"/>	<input type="text"/>	<input type="text"/>

Copyright © 2024 Melody Payne. All rights reserved. 10

Easily review
treble clef or
bass clef,
and line
notes, space
notes, or
both!

Name _____

SPRING SPACE NOTES


Write the name of each space note in the box.

<input type="text"/>	<input type="text"/>	<input type="text"/>	<input type="text"/>	<input type="text"/>	<input type="text"/>
<input type="text"/>	<input type="text"/>	<input type="text"/>	<input type="text"/>	<input type="text"/>	<input type="text"/>
<input type="text"/>	<input type="text"/>	<input type="text"/>	<input type="text"/>	<input type="text"/>	<input type="text"/>
<input type="text"/>	<input type="text"/>	<input type="text"/>	<input type="text"/>	<input type="text"/>	<input type="text"/>

Copyright © 2024 Melody Payne. All rights reserved. 9

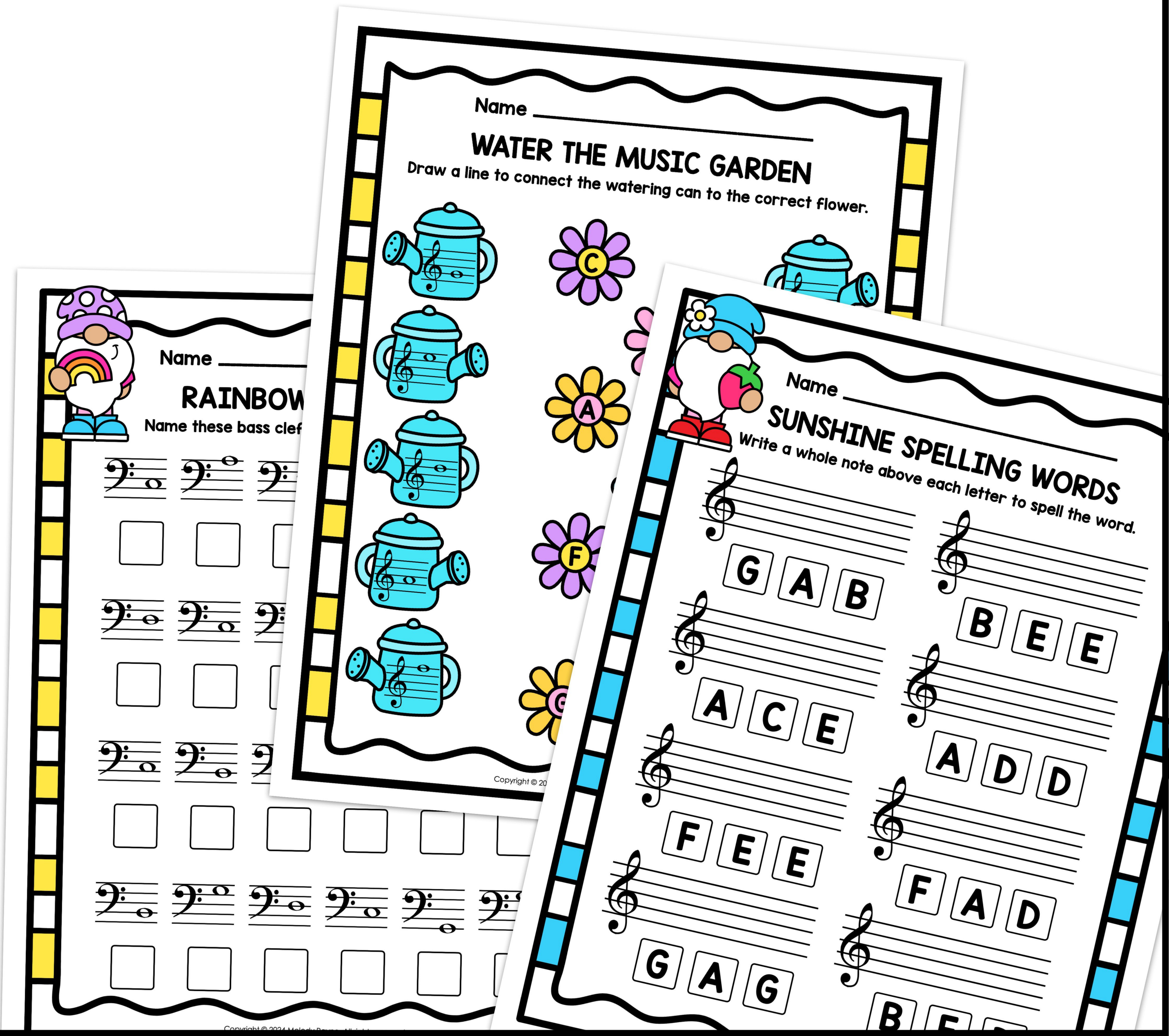
DIFFERENTIATION IS EASY!

Whether your students need space notes, line notes, treble clef, bass clef, or all of the above, you'll find what you need in this set of Spring music worksheets.



TONS OF WAYS TO USE THEM!

- Private piano lessons
- Group piano classes
- Music workshops
- Music theory classes
- Piano parties
- Piano camps
- Progress tracking
- Homework
- And more!



GET THESE WORKSHEETS TODAY

AND SIMPLIFY NOTE READING FOR GOOD!

- * Say NO to struggling.
- * Say NO to ordinary.
- * Say YES to student **success** with dynamic and engaging Spring worksheets that foster music reading fluency!



TREBLE & BASS 14 NOTE NAMING PAGES

