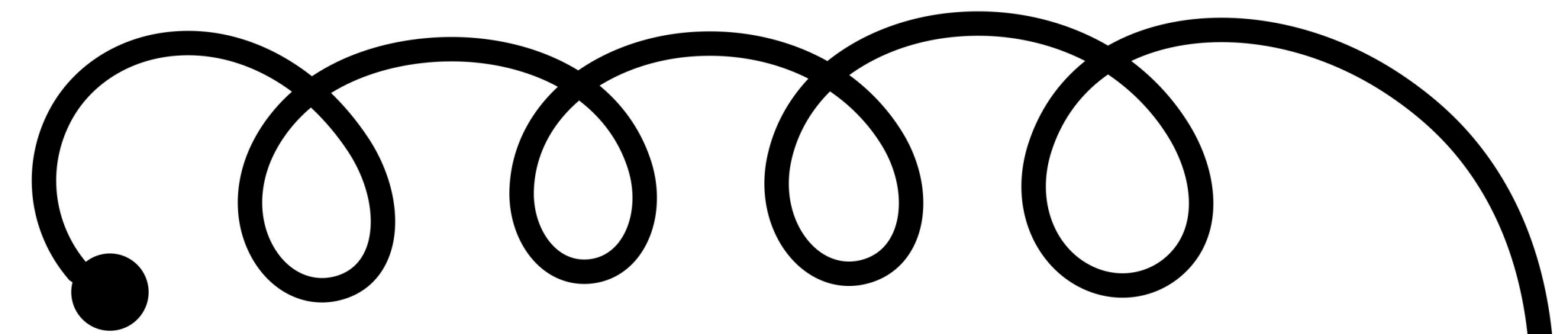


SUPERSTAR SCALES

PIANO TECHNIQUE BOOK 4




**TWO-octave
major and minor
scales, chords, &
arpeggios book**



**SCROLL DOWN
TO SEE MORE**

2 OCTAVES

MELODY PAYNE
MUSIC FOR A LIFETIME



DO YOU NEED...

C MAJOR

Color the piano keys of the scale. Write the letters and/or finger numbers of the scale in the boxes. Practice the scale, arpeggio, and both chord progressions every day. When you memorize each one, color a star. You can do this, superstar!

G MAJOR

1. Color the piano keys of the scale.
2. Write the letters and/or finger numbers of the scale in the boxes.
3. Practice the scale, arpeggio, and both chord progressions every day.
4. When you memorize each one, color a star. You can do this, superstar!

SCALE

ARPEGGIO

CHORD PROGRESSION


10 Copyright © 2023 Melody Payne. All rights reserved.

11 Copyright © 2023 Melody Payne. All rights reserved.

- * A solid way to teach TWO-octave scales, chords, and arpeggios?
- * A scales book with clear, clean pages that are easy for students to read?
- * A PDF book you can print or use on your iPad?

THEN YOU NEED SUPERSTAR SCALES!

- * TWO octaves
- * Major scales
- * 3 forms of minor scales
- * Arpeggios
- * Chord progressions
- * Color the scale
- * Spell the scale
- * Print or use digitally!



E MINOR

1. Color the piano keys of each scale.
2. Write the letters and/or finger numbers of each scale in the boxes.
3. Practice the scales, arpeggio, and both chord progressions every day.
4. When you memorize each one, color a star. You can do this, superstar!

NATURAL MINOR

1 1 1 1 5 3 4 3

HARMONIC MINOR

1 1 1 1 5 3 4 3

MELODIC MINOR ASCENDING AND DESCENDING

ARPEGGIO

1 2 3 1 5 3

CHORD PROGRESSION

Em Am F#dim B7 Em Em C F#dim B7 Em

i iv ii° V7 i i VI ii° V7 i

27 Copyright © 2023 Melody Payne. All rights reserved.

28 Copyright © 2023 Melody Payne. All rights reserved.

MAJOR KEYS

- * Includes all major keys
- * Key signatures
- * TWO-octave scales
- * TWO-octave arpeggios
- * Chord progressions
- * Finger numbers
- * Clean, clear text and layout

A MAJOR

no keys of the scale.
ers and/or finger numbers of the scale in the boxes.
scale, arpeggio, and both chord progressions every day.
emorize each one, color a star. You can do this, superstar!

B \flat MAJOR

1. Color the piano keys of the scale.
2. Write the letters and/or finger numbers of the scale in the boxes.
3. Practice the scale, arpeggio, and both chord progressions every day.
4. When you memorize each one, color a star. You can do this, superstar!

SCALE

ARPEGGIO

CHORD PROGRESSION

PROGRESSION

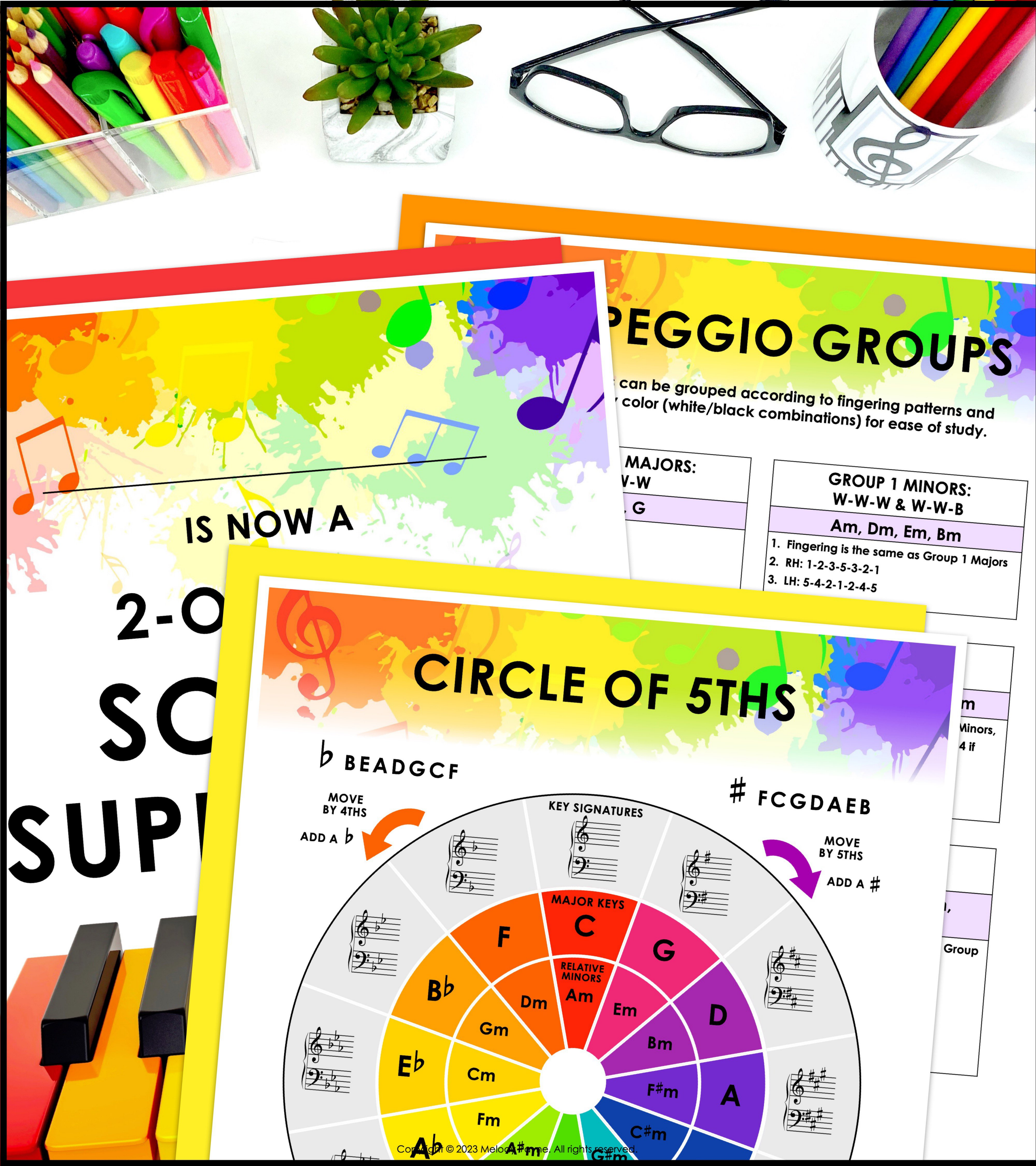
Copyright © 2023 Melody Payne. All rights reserved.

MINOR KEYS


- * Includes all minor keys
- * Key signatures
- * All 3 forms of minor
- * TWO-octave scales
- * TWO-octave arpeggios
- * Chord progressions
- * Finger numbers
- * Clean, clear text and layout

BONUS PAGES!

- * “This book belongs to” page for students
- * Finger numbers guide
- * Major and minor scale groups and rules
- * Circle of fifths
- * Student certificate of completion
- * Color, black and white



WHAT TEACHERS ARE SAYING:



This is a fantastic way to present scales/arpeggios/chords to my piano students. You can bind it into a book, or print out individual pages for each key as needed. Love the colors used and the overall clarity of the product!

-Ariana D.



These make teaching scales and cadences SO easy! I'm a private studio owner and completely online. These are perfect.

Thank you so much!

-Music Mentory

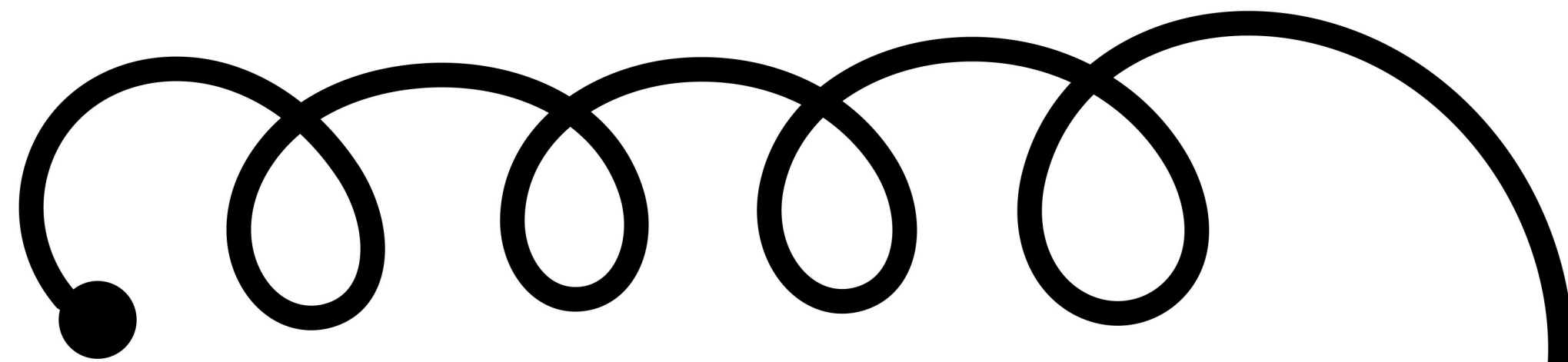


My students are enjoying this in their lessons! It's a neat, concise way to lay out all of the scales so they understand it well. They look forward to the next scale every week 😊

-Erin's Music Room

GET THE SERIES &...

* Watch your students fall in love with scales, chords, and arpeggios!



CLICK HERE TO GET THEM ALL!

