

MINOR TRIADS

Stacking Chords

hosted at
boorn
www.boornlearning.com

Copyright 2024 Kelly Bordeaux. All rights reserved.

DRAG THE CORRECT SCOOPS TO THE CONE TO CREATE A G MINOR CHORD.

The image shows a digital interface for building a G minor triad. On the left, an ice cream cone has three scoops: G (yellow), E \flat (blue), and C (red). On the right, five scoops are available: A (blue), D \sharp (yellow), B (red), F (red), and C (red). Below the scoops is a piano keyboard with red dots on the G, B \flat , and D keys, indicating the correct notes for the G minor triad.

Minor Root Position Chords

SCROLL to see Sample Cards!



Root Position Minor Triads



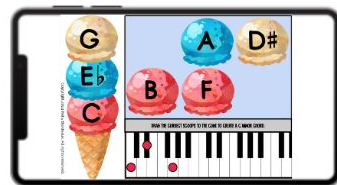

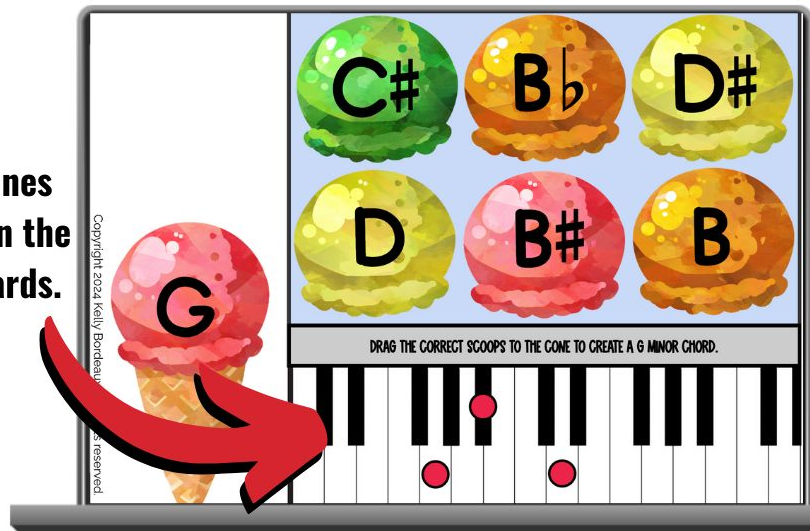
Copyright 2024 Kelly Bordeaux. All rights reserved.

FEATURES

- Review of every minor root position chord on 3 separate cards each
- Hands on practice of creating chords by stacking ice cream scoops
- Piano keyboard guide on each card.

Students stack the ice cream scoops to create correct minor root position chord.

The chord tones are marked on the keys on 15 cards.



Includes 45 cards

Students stack the ice cream scoops to create correct minor root position chord.

The root of the chord is marked on the keys on 15 cards.

Copyright 2024 Kelly B. All rights reserved.

Copyright 2024 Kelly B. All rights reserved.

DRAG THE CORRECT SCOOPS TO THE CONE TO CREATE AN F SHARP MINOR CHORD.

The card shows a stack of three scoops on the left: C# (green), A (green), and F# (pink). A red arrow points from the F# scoop to the F# key on a piano keyboard. To the right, there are five loose scoops: B (yellow), A# (green), C (yellow), Cb (yellow), and another A# (green). The piano keyboard has the F# key highlighted with a green dot.

Copyright 2024 Kelly B. All rights reserved.

Copyright 2024 Kelly B. All rights reserved.

DRAG THE CORRECT SCOOPS TO THE CONE TO CREATE A G MINOR CHORD.

The card shows a stack of three scoops on the left: D (brown), Bb (green), and G (brown). To the right, there are five loose scoops: D# (green), C# (green), B (brown), A# (brown), and another B (brown). The piano keyboard has the G key highlighted with a brown dot.

Copyright 2024 Kelly B. All rights reserved.

Copyright 2024 Kelly B. All rights reserved.

DRAG THE CORRECT SCOOPS TO THE CONE TO CREATE A C MINOR CHORD.

The card shows a stack of three scoops on the left: Eb (green), C (brown), and G (brown). To the right, there are five loose scoops: Gb (brown), C (brown), G (brown), Bb (brown), and G# (brown). The piano keyboard has the C key highlighted with a brown dot.

Students play 20 cards each time they play.

hosted at
boom
www.boomlearning.com

Copyright 2024 Kelly Bordeaux. All rights reserved.

Use During Online & In-Person PIANO LESSONS:

- As a Teaching Tool
- End-of-Lesson Game
- For At-Home Practice
- Fun Off-the-Bench Activity
- Play right at the piano!



**CLICK HERE to
Preview this Deck
on BOOM Learning!**

