

# printable & digital

## Black History Month BUNDLE



Use any time of the year

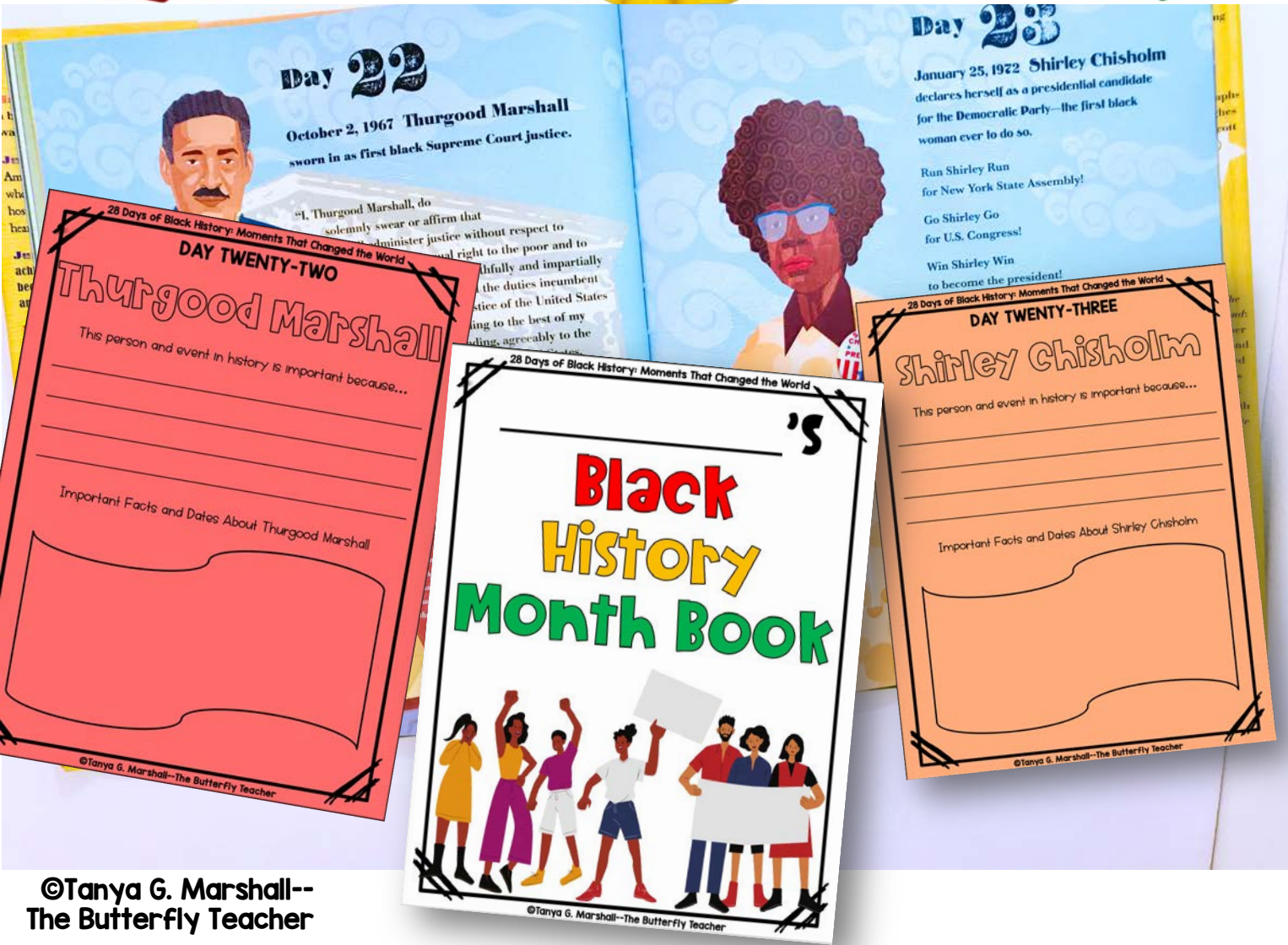
Reading Passages + Questions

A variety of Black achievers

Make Black History Meaningful


# Why You'll LOVE ❤️ These Activities:

- ✓ Easy to Use
- ✓ Makes Black History Month FUN
- ✓ Exposes students to over 30 Black Leaders
- ✓ Covers Reading + Social Studies Standards
- ✓ ALL NO-PREP!!



# Biography Passages + Assessments + History Timelines on Several People:


- James Weldon Johnson
- Maya Angelou
- Carter G. Woodson
- Marian Wright Edelman
- Mary McLeod Bethune
- Alex Haley
- Dr. Martin Luther King Jr.
- Toni Morrison
- Malcolm X
- Ron McNair
- Madame CJ Walker
- AND MORE!!



Name: \_\_\_\_\_ Date: \_\_\_\_\_

Alex Haley Biography

Author Alex Haley, born on August 11, 1921, was a major historical figure in literature and in Black History. He faced tragedy at a young age when his mother died while he was 10 years old. Alex's father was a college dean and worked long hours, but he continued to instill in Alex the importance of education. Graduating from high school at only 15 years old, Alex went to college early, but only stayed for two years before signing up to serve in the Coast Guard and did a lot of reading on the ships. This ignited in Alex a passion for the sea. Although he worked with the Coast Guard for 20 years, he tried to get a book published. He was always rejected. Then in 1959, Alex published the famous Civil Rights activist Malcolm X which led to his first book, Autobiography of Malcolm X. The book wasn't published until 1966, but it became a well-known and successful work. He immediately began a new writing project—researching the way back to Africa. It took him but in February 1976, Alex Haley published his most famous book, Roots: The Saga of an American Family. This book has inspired millions of Americans to trace their family ancestry and understand slavery in America. Haley's heart attack on February 10, 1992, was always be remembered for inspiring others to take pride in their families.




© Tanya G. Marshall, The Butterfly Teacher

Name: \_\_\_\_\_ Date: \_\_\_\_\_

Maya Angelou Biography

Maya Angelou was a poet, actress, author, and civil rights activist who was well-known for her book *I Know Why the Caged Bird Sings*. She was born on April 4, 1928 in St. Louis, Missouri. Maya is actually her nickname, her real name is Marguerite Ann Johnson, and like many other historical heroes, she had a difficult childhood. When Maya was young, her parents separated and she was sent to live with her grandmother in Arkansas. Life here was hard due to racial segregation and poverty. She was one of the first to integrate the public library in her town.



James Weldon Johnson Timeline Cards

Use your reading biography to put these events in order from 1-6. Write the numbers in the upper corner of each box. For each card that has a blank line, write the date of that event on the line.

<input type="checkbox"/>	Became a school principal
<input type="checkbox"/>	Car accident at age of 67:
<input type="checkbox"/>	in Jacksonville, FL
<input type="checkbox"/>	Wrote <i>Lift Every Voice and Sing</i> with his brother John:
<input type="checkbox"/>	ed a newspaper called <i>The Daily American</i> :
<input type="checkbox"/>	Graduated from Atlanta University

Name: \_\_\_\_\_


© Tanya G. Marshall, The Butterfly Teacher

self-checking

# Black History Month Trivia

Students learn *why* and *how* Black History Month began and *who* started it!

Google Forms quiz included.



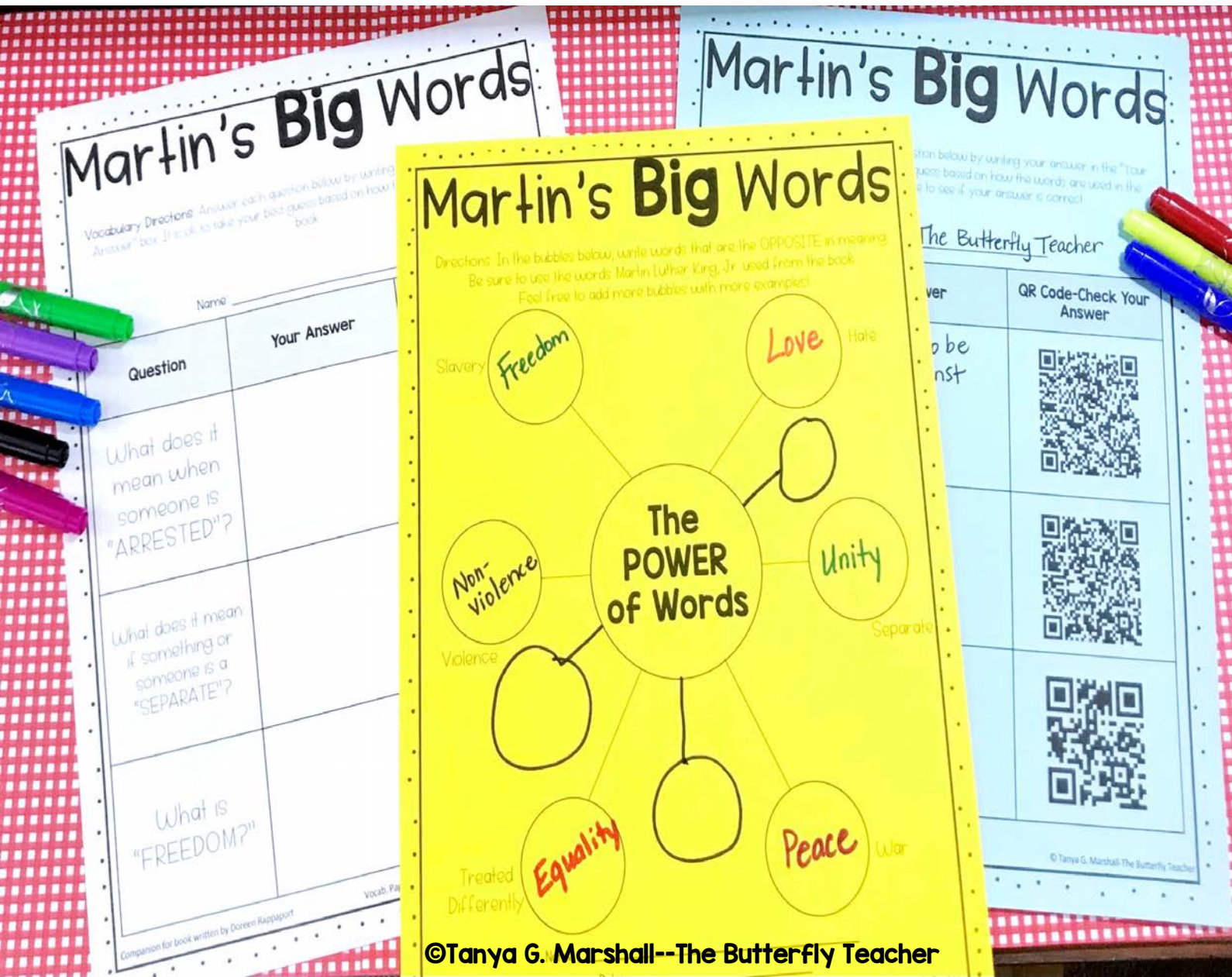
# With this bundle, you also get:

Detailed Lesson Plans  
+ Teacher Notes

Reading + Writing  
Activities

MLK Day  
Activities

Most biographies in this bundle can be used ANY time of the year for nonfiction reading comprehension practice.





# Teacher Feedback:

• These **activities have been so great** to use with my students. They have been loving doing research and finding out about amazing people and their contributions! **Well worth the purchase price!** -Lori

• **This set helped my students to learn about a variety of accomplished African-Americans during our nonfiction unit.** The activities helped them find evidence in the text and use ordering skills to make timelines...  
-Christina

### Black History Month Biographies

Directions: In the bubbles below, give a lot of details to describe James Weldon Johnson. Feel free to add more bubbles!

### Black History Month Facts

Name: \_\_\_\_\_  
Today's Date: \_\_\_\_\_  
What I learned about...  
James Weldon Johnson: \_\_\_\_\_

### equality Reflection

Name: \_\_\_\_\_  
Today's Date: \_\_\_\_\_

1 things I learned about Black History Month	1 things I can do to encourage equality
_____	_____
_____	_____
_____	_____
_____	_____

### James Weldon Johnson Timeline

Name: \_\_\_\_\_

James' birth \_\_\_\_\_

Complete this timeline of events for James' life.

You should have a total of 6 events on this timeline which includes his birth and death. And four of them should have the dates beside them.

James' death \_\_\_\_\_

### James Weldon Johnson Biography

Name: \_\_\_\_\_ Date: \_\_\_\_\_

James Weldon Johnson had many important achievements during his lifetime. Leading the National Association for the Advancement of Colored People—or NAACP—and working as an early civil rights activist, are just two of his many accomplishments. James, with the help of his brother John, also wrote *Lift Every Voice and Sing* in 1899, which is now the official anthem for the NAACP. Many others call this song the Black American National Anthem. James wrote it as a poem, and his brother created the music.

Before achieving these things, James grew up in Jacksonville, FL with his family. He was born on June 11, 1871. Slavery—holding someone against his or her will—had ended in the United States in 1865, so James was born free. However, there was still a lot of segregation during this time because whites and blacks were not living together in harmony; they lived separated.

When James grew up, he graduated from Atlanta University and became a school principal for a brief time period. Then he established a newspaper called *The Daily American* in 1891. He continued to do many great things to help all people have peace and prosperity.

He died in a car accident at the age of 67 on June 26, 1938. His legacy—what he has handed down to future generations—still continues to inspire many more.

# Even MORE Teachers LOVE ❤️ This Bundle

• I loved using this to have my students create **mini reports** about what they learned about different African Americans through history.

-Jessica

• This is an incredible resource to spark inquiry of influential Black Americans. -Esther

• This is fantastic.... I love how the questions force them to go back in the text to find the answers and the timelines are a great help with my social studies standards. Great resource -Julie

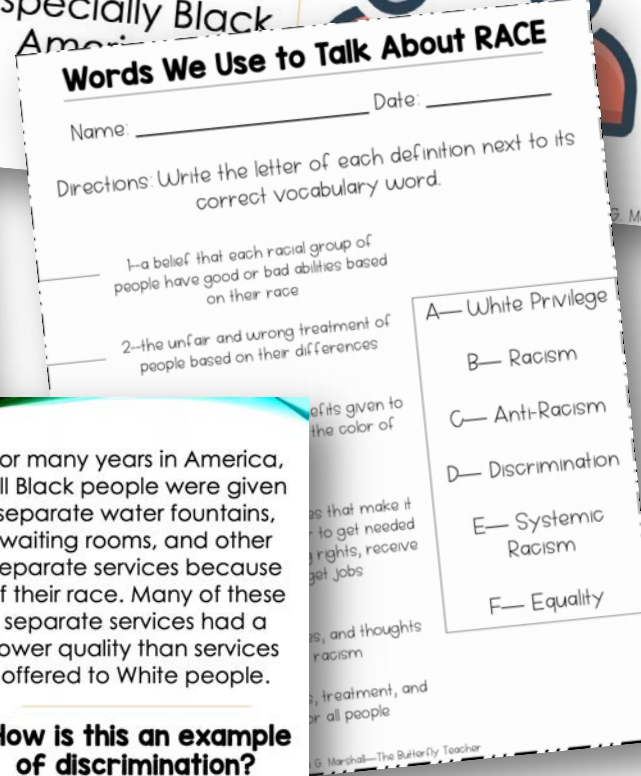
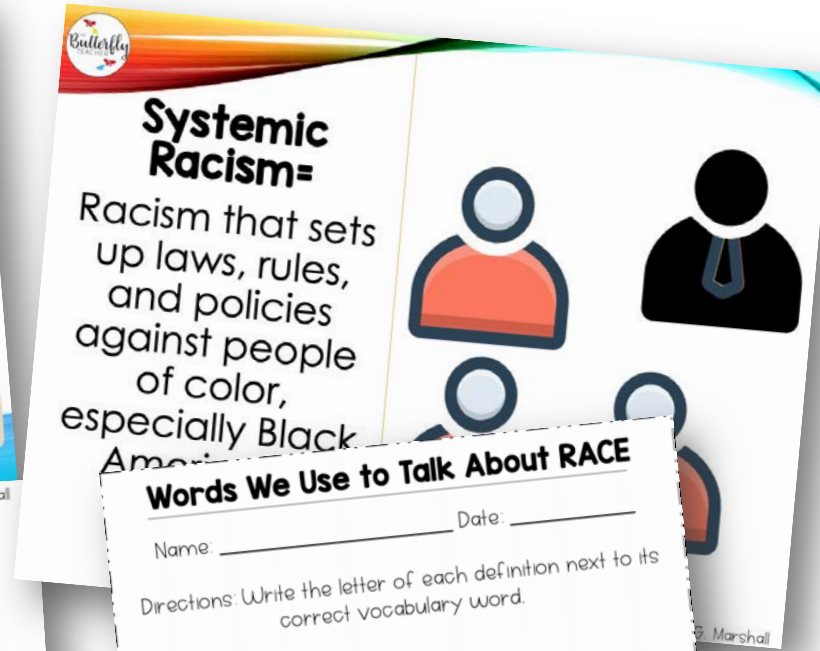


Day of the Week	Lesson Plan	Resources Needed
Monday	<ul style="list-style-type: none"><li>Introduce Black History Month with a K-W-L Activity or Lesson Hook about it</li><li>Complete one reading comprehension biography figure with whole class to set expectations (Estimated Time: 25-27 minutes)</li></ul>	<ul style="list-style-type: none"><li>A way to project the biography &amp; answer key on the board for all students</li><li>Copies of biographies for each student</li></ul>
Tuesday	<ul style="list-style-type: none"><li>Review procedures taught yesterday with an anchor chart OR write on the whiteboard</li><li>Complete the 2 timeline worksheets to accompany the biography person you read yesterday with students (Estimated Time: 25-27 minutes) For fast finishers, have an activity planned while the others finish.</li></ul>	<ul style="list-style-type: none"><li>A way to project the timelines &amp; answer keys on the board for all students to see</li><li>Anchor Chart or board surface to write on</li><li>Timelines for each student</li></ul>
Wednesday	<ul style="list-style-type: none"><li>Introduce a new biography person with students: either as a whole group lesson or break into partners</li><li>You can also use these reading passages as a special center activity for February</li><li>Day Three Work (Estimated Time: 25 minutes)</li></ul>	<ul style="list-style-type: none"><li>Same materials from Monday</li></ul>
Thursday	<ul style="list-style-type: none"><li>Same process from Tuesday on your 2<sup>nd</sup> biography person</li><li>Your students should remember how to complete the timelines from Monday since the layout is the same</li><li>Feel free to use these timeline pages as homework or classwork for early finishers</li></ul>	<ul style="list-style-type: none"><li>Same materials from Tuesday</li><li>To see more ideas on teaching Black History, visit <a href="http://www.thebutterflyteacher.com">www.thebutterflyteacher.com</a></li></ul>
Friday	<ul style="list-style-type: none"><li>Compare and contrast the two biographies you read this week---OR---</li><li>Use a review system like Picklers to gauge understanding---OR---</li><li>Break into small groups to complete one of the reflection / review graphic organizers in this set</li></ul>	<ul style="list-style-type: none"><li>Anchor Charts</li><li>For more resources, visit <a href="http://Tanya G. Marshall--The Butterfly Teacher on TpT">Tanya G. Marshall--The Butterfly Teacher on TpT</a></li></ul>
Extras	<ul style="list-style-type: none"><li>Possible Lesson Hooks: Find acceptable YouTube videos related to these figures for extension</li><li>Find picture books on these Black History Month figures to learn even more about them</li></ul>	<ul style="list-style-type: none"><li>Extension Activity Idea: Have students design a poster on their favorite Black History Month biography person to present.</li></ul>

If you follow this timeline for the full month of February, you will finish all 6 biographies in this set during the third week. Use the final week of February to complete any extension activities or larger projects related to Black History Month.

©Tanya G. Marshall, The Butterfly Teacher

# BUNDLE BONUS About Racism:



For many years in America, all Black people were given separate water fountains, waiting rooms, and other separate services because of their race. Many of these separate services had a lower quality than services offered to White people.

**How is this an example of discrimination? Support your answer with details.**

Anti-Racism  
PowerPoint Lesson

Teaches vocab words  
related to racism

Kid-friendly &  
historically accurate

Vocabulary Quiz  
Included