


- 2 activities about spring
- Each activity comes with pre-loaded SeeSaw links and Google slides files.
- Audio is included for each activity.
- Each activity has moveable pieces.

Easter Egg Hunt



©Staying Cool in the Library

Where is the Easter Bunny?



©Staying Cool in the Library



Easter Egg Hunt (sample pages)

Find 5 Easter eggs.
Drag and drop a circle on each one.



This panel shows an Easter egg hunt scene. On the left, there are five empty pink circles arranged vertically. The scene includes a green tree, a girl in a red shirt and white apron sitting in a sandbox holding a golden trophy, a brown dog, a mushroom, two flowers (purple and pink), and a blue Easter egg. A yellow chick wearing a pink and blue polka-dot hat is flying in the top right corner. The background is a light blue sky and green grass.

©Staying Cool in the Library

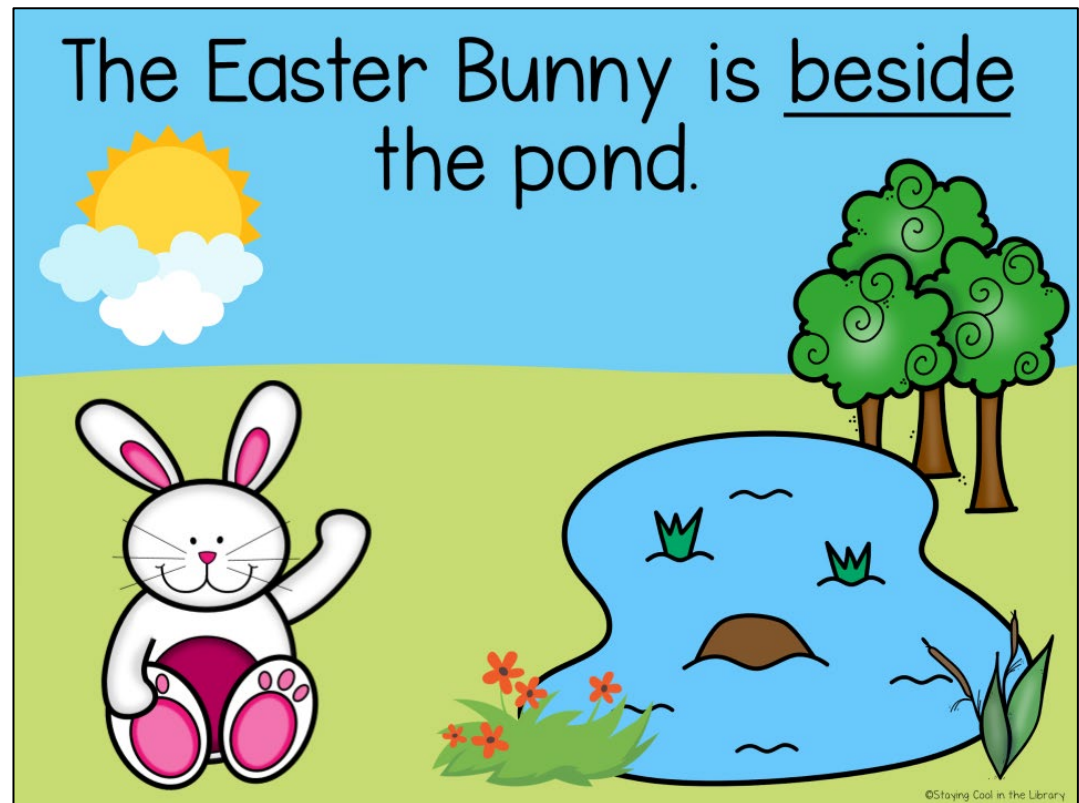

Find 5 Easter eggs.
Drag and drop a circle on each one.



This panel shows the same Easter egg hunt scene as the first panel, but with five pink circles drawn around the Easter eggs: one on the mushroom, one on the purple flower, one on the pink flower, one on the dog's collar, and one on the blue egg in the sandbox. The yellow chick is still flying in the top right corner.


©Staying Cool in the Library

Where is the Easter Bunny? (sample pages)



Where is the Easter Bunny? (sample pages)

see
We
chicks.
baby



©Staying Cool in the Library



We see baby chicks.

©Staying Cool in the Library

Easter Print Readers

2 readers



#

I See Easter

by: _____

© Staying Cool in the Library

#

#

I see eggs in an Easter basket.

© Staying Cool in the Library

#

1

#

I see an Easter egg in the grass.

© Staying Cool in the Library

#

4

Where is the Easter Bunny?

by: _____

#

The Easter Bunny is beside the pond.

#

1

Name: _____

Cut Match Glue

Easter

We see baby chicks. We paint Easter eggs.

We find Easter eggs in the grass. We put eggs in a basket.