

INTERVALS


MELODIC
AND
HARMONIC

14 MUSIC THEORY PAGES



SIMPLIFY INTERVALS FOR YOUR MUSIC STUDENTS!

Take a
look inside!



EASTER

DO YOUR STUDENTS...

The image shows three overlapping music worksheets. The top worksheet is titled "EASTER INTERVAL HUNT" and features a cartoon rabbit reading a book. It includes a "Name" field, the instruction "Draw a line to connect the interval to the correct rabbit," and several musical staves with intervals. Below the staves are two rabbits, one with the number 8 and one with the number 7. The middle worksheet is titled "BUNN" and includes the instruction "Write H if Write M if". The bottom worksheet is titled "INTERVAL EGG HUNT" and features a cartoon rabbit reading a book. It includes a "Name" field, the instruction "Draw a line to connect the interval to the correct egg," and several musical staves with intervals. Below the staves is a vertical column of eight colorful Easter eggs, each with a number from 1 to 8. All worksheets have a decorative border and a copyright notice at the bottom: "Copyright © 2024 Melody Payne. All rights reserved."

- * **Struggle** to recognize melodic and harmonic intervals on the staff?
- * **Need variety** to deepen their learning?
- * **Crave** activities that take them beyond the ordinary?

I UNDERSTAND, BECAUSE...

MY STUDENTS HAVE STRUGGLED TOO!

That's why I created Easter Intervals Worksheets: To help your students grasp intervals on the staff and make them accessible, engaging, and understandable through a variety of activities!



What you get in this set of Easter intervals worksheets

- * 6 pages of 2nds-5ths
- * 6 pages of 5ths-octaves
- * 2 pages of 2nds to octaves
- * Colorful pages
- * Black and white pages
- * Answer keys
- * Variety of activities: Writing intervals, interval drills, coloring, matching







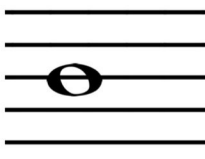

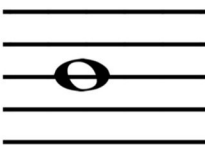
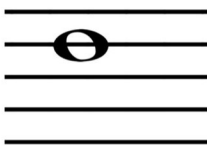


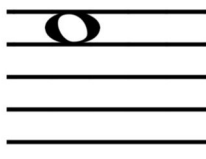
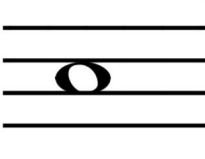
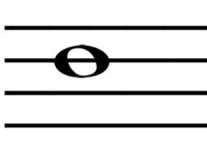
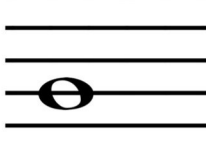
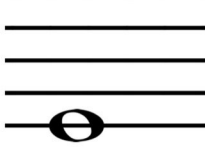
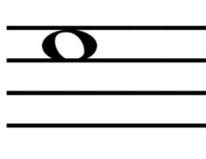
VARIETY OF WORKSHEETS

Name _____

EASTER BUNNY INTERVALS

Write the MELODIC interval HIGHER than the note on the staff. Use whole notes.



 M3	 M5	 M4	 M2	 M3
 M5	 M3	 M2	 M4	 M2
 M4	 M3	 M5	 M4	 M2


Copyright © 2024 Melody Payne. All rights reserved. 18

Easily review
harmonic
intervals,
melodic
intervals, or
both!

Name _____

EASTER INTERVAL DECORATING

2nd = Yellow	5th = Purple	7th = Light Green
4th = Blue	Octave = Green	6th = Orange
3rd = Pink or Red		



Copyright © 2023 Melody Payne. All rights reserved. 21

DIFFERENTIATION IS EASY!

Whether your students need harmonic, melodic, 2nds, octaves, or anywhere in between, you'll find what you need in this set of Easter intervals worksheets.



TONS OF WAYS TO USE THEM!

- Private piano lessons
- Group piano classes
- Music workshops
- Music theory classes
- Piano parties
- Piano camps
- Progress tracking
- After Easter break
- And more!



GET THESE WORKSHEETS TODAY


AND SIMPLIFY INTERVALS FOR GOOD!

* Say NO to struggling.

* Say NO to ordinary.

* Say YES to student

success with dynamic and engaging intervals worksheets that foster music reading fluency!



INTERVALS MELODIC AND HARMONIC
14 MUSIC THEORY PAGES

Name Charlie
HOPPY HARMONICS
Identify each harmonic interval (2, 3, 4, 5).
Then write the number in the box.

Name Andie
EASTER INTERVAL DECORATING
2nd = Yellow 5th = Purple 7th = Light Green
4th = Blue Octave = Green 6th = Orange
3rd = Pink or Red

EASTER

MELODY PAYNE
MUSIC FOR A LIFETIME

Copyright © 2024 Melody Payne. All rights reserved.