


WHOLE & HALF STEPS *Bundle*

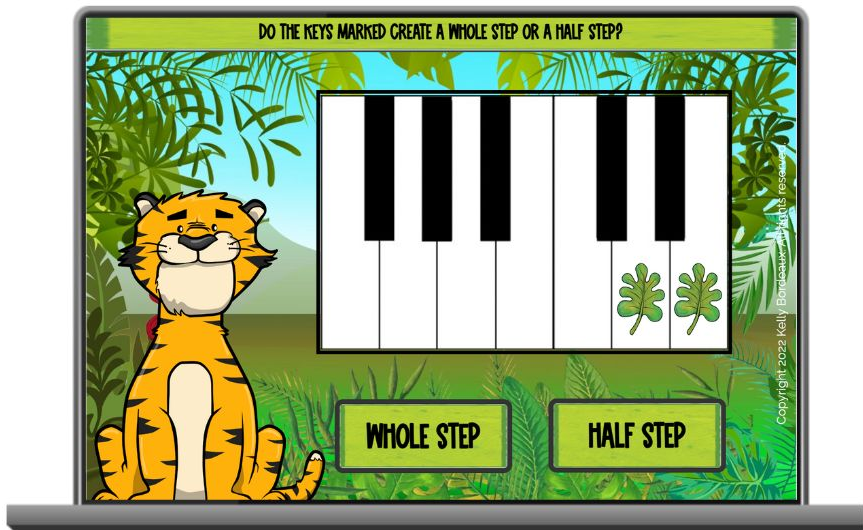


Extensive Whole & Half Step Review

**SCROLL to see
Included BOOM Decks!**



Students see a whole step or half step marked on the keys & decide which interval.



48 cards included
in this deck

hosted at
boom
www.boomlearning.com

Copyright 2023 Kelly Bordeaux. All rights reserved.

Identifying Whole & Half Steps

Students decide if the interval on the keys is a **WHOLE STEP** or **HALF STEP** & tap the appropriate button.



Whole & Half Steps ON THE KEYS

Students drag the starfish to **create a half step or whole up or down.** (There's another starfish hiding underneath that stays put!)



Students create a whole or a half step with the starfish on the keys.



85 cards included
in this deck!

A keyboard is included on each card for reference!

WHICH STAFF PRESENTS A **WHOLE STEP**?

Copyright 2022 Kelly Bordeaux. All rights reserved.

WHICH STAFF PRESENTS A **WHOLE STEP**?

Copyright 2022 Kelly Bordeaux. All rights reserved.

WHICH STAFF PRESENTS A **HALF STEP**?

Copyright 2022 Kelly Bordeaux. All rights reserved.

42 cards included
in this deck

hosted at
boom
www.boomlearning.com

Copyright 2023 Kelly Bordeaux. All rights reserved.

Whole & Half Steps ON THE STAFF

Students are presented with 2 intervals
on the staff and must tap the correct
staff asked for on the card.

WHICH STAFF PRESENTS A **HALF STEP**?



Copyright 2022 Kelly Bordeaux. All rights reserved.

Creating Whole & Half Steps

Students **add a sharp or flat** to the 2nd note to create a whole or half step.



Students create the interval designated on each card on the staff by adding accidentals.



**66 cards included
in this deck**

hosted at
boom
www.boomlearning.com

Copyright 2023 Kelly Bordeaux. All rights reserved.

One checkmark is layered on top of the other & one is fixed to easily create the interval.



63 cards included
in this deck



Whole & Half Steps EAR-TRAINING

Students hear a whole step or half step played on the piano & drag the top checkmark to the correct key to create the interval they heard.

hosted at
boom
www.boomlearning.com

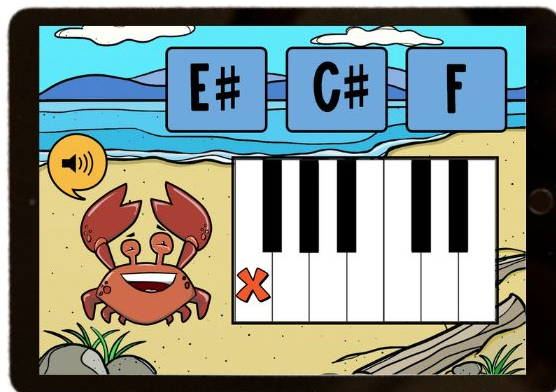



Enharmonic Notes ON THE KEYS

Students look at the marked piano key & tap the 2 answers that identify the key.





Includes keyboards that begin with C and keyboards that begin with F!



36 cards included
in this deck!

If students tap the penguin, they receive a keyboard for reference!



48 cards included
in this deck

hosted at
boom
wow.boomlearning.com

Copyright 2023 Kelly Bordeaux. All rights reserved.

Enharmonic Notes ON THE STAFF

Students look at the note on the staff &
tap the answer with the enharmonic
spelling of that note.





CLICK HERE to 
Preview this BUNDLE
on BOOM Learning!