

INTERVALS

MELODIC AND HARMONIC

14 MUSIC THEORY PAGES



Name Parker

FISHING FOR INTERVALS

Draw a line to connect the interval to the correct fish.

Name Tsaiah

MELODIC SEAHORSES


Identify each melodic interval (2, 3, 4, 5). Then write the number in the box.

Copyright © 2024 Melody Payne. All rights reserved.

OCEAN

SIMPLIFY INTERVALS FOR YOUR MUSIC STUDENTS!

Take a
look inside!



DO YOUR STUDENTS...

Name _____

INTERVAL SEASHELLS

Draw a line to connect the interval to the correct seashell.

Name _____

MELODIC PEARLS

Write the MELODIC interval HIGHER than the note on the staff. Use whole notes.

M6 M8 M7 M5 M6

M8 M6 M5 M7 M5

M7 M6 M8 M7 M5

Name _____

CLOWNFISH

Write H if
Write M if

Copyright © 2024 Melody Payne. All rights reserved.

Copyright © 2024 Melody Payne. All rights reserved.

Copyright © 2024 Melody Payne. All rights reserved.

- * **Struggle** to recognize melodic and harmonic intervals on the staff?
- * **Need variety** to deepen their learning?
- * **Crave** activities that take them beyond the ordinary?

I UNDERSTAND, BECAUSE...

MY STUDENTS HAVE STRUGGLED TOO!

That's why I created Ocean Intervals Worksheets: To help your students grasp intervals on the staff and make them accessible, engaging, and understandable through a variety of activities!



Name Roman

CLOWNFISH INTERVALS

Write H if the interval is Harmonic.
Write M if the interval is Melodic.

M	H	H	M	H

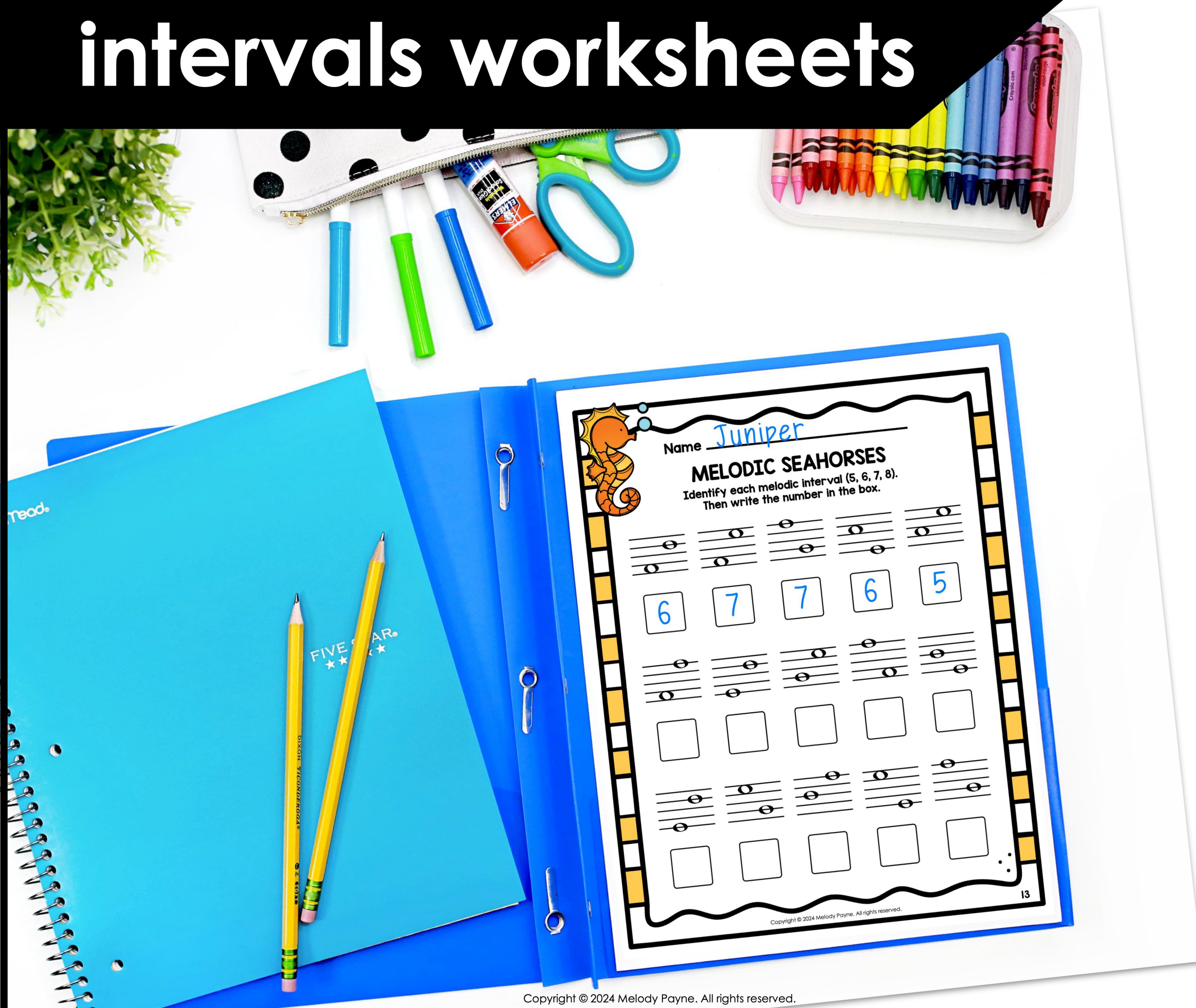
Name Eden

MELODIC PEARLS

Write the MELODIC interval HIGHER than the note on the staff. Use whole notes.

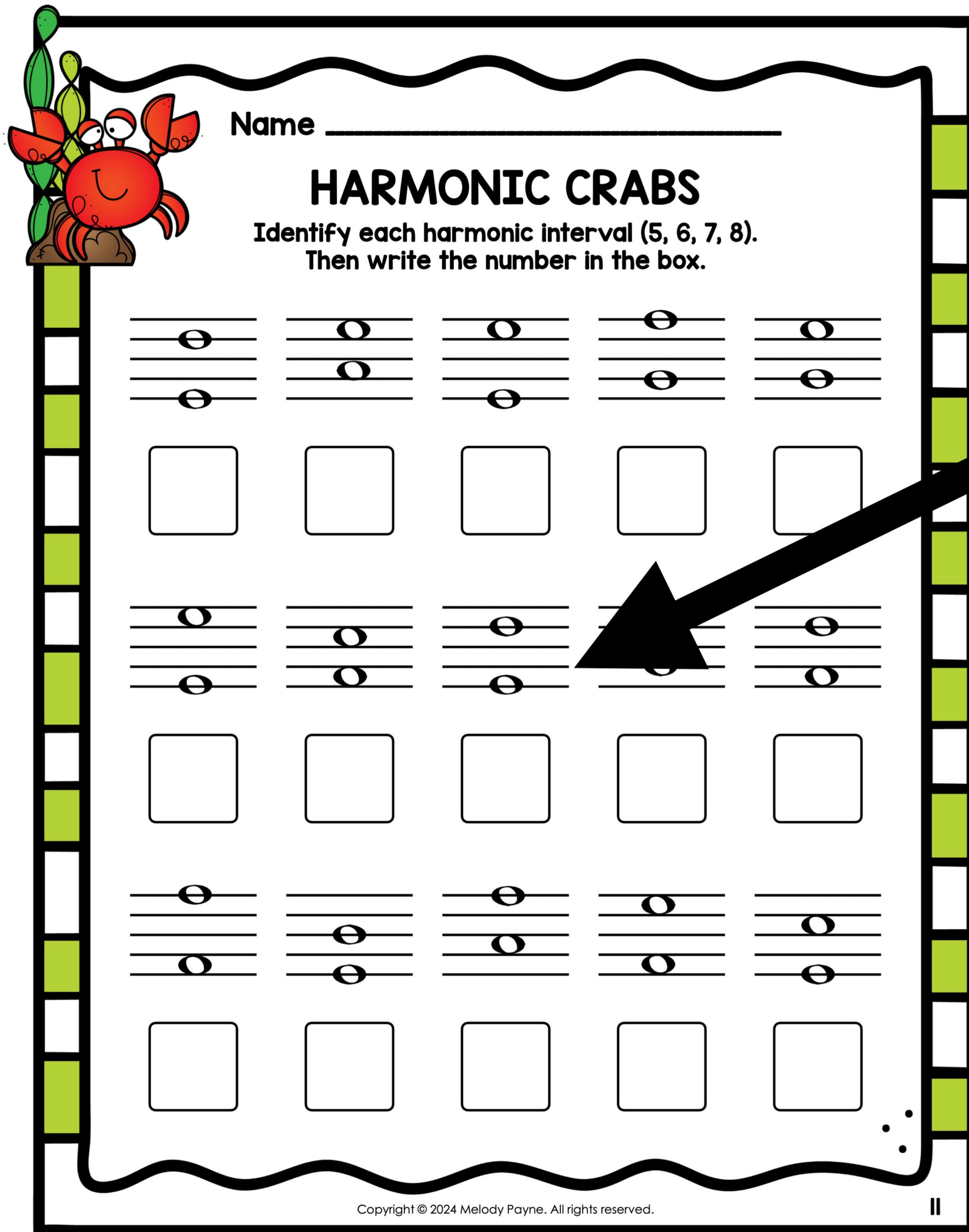
M6	M8	M7	M5	M6
M8	M6	M5	M7	M5
M7	M6	M8	M7	M5

What you get in this set of Ocean intervals worksheets



- * 6 pages of 2nds-5ths
- * 6 pages of 5ths-octaves
- * 2 pages of 2nds to octaves
- * Colorful pages
- * Black and white pages
- * Answer keys
- * Variety of activities: Writing intervals, interval drills, coloring, matching

VARIETY OF WORKSHEETS



Name _____

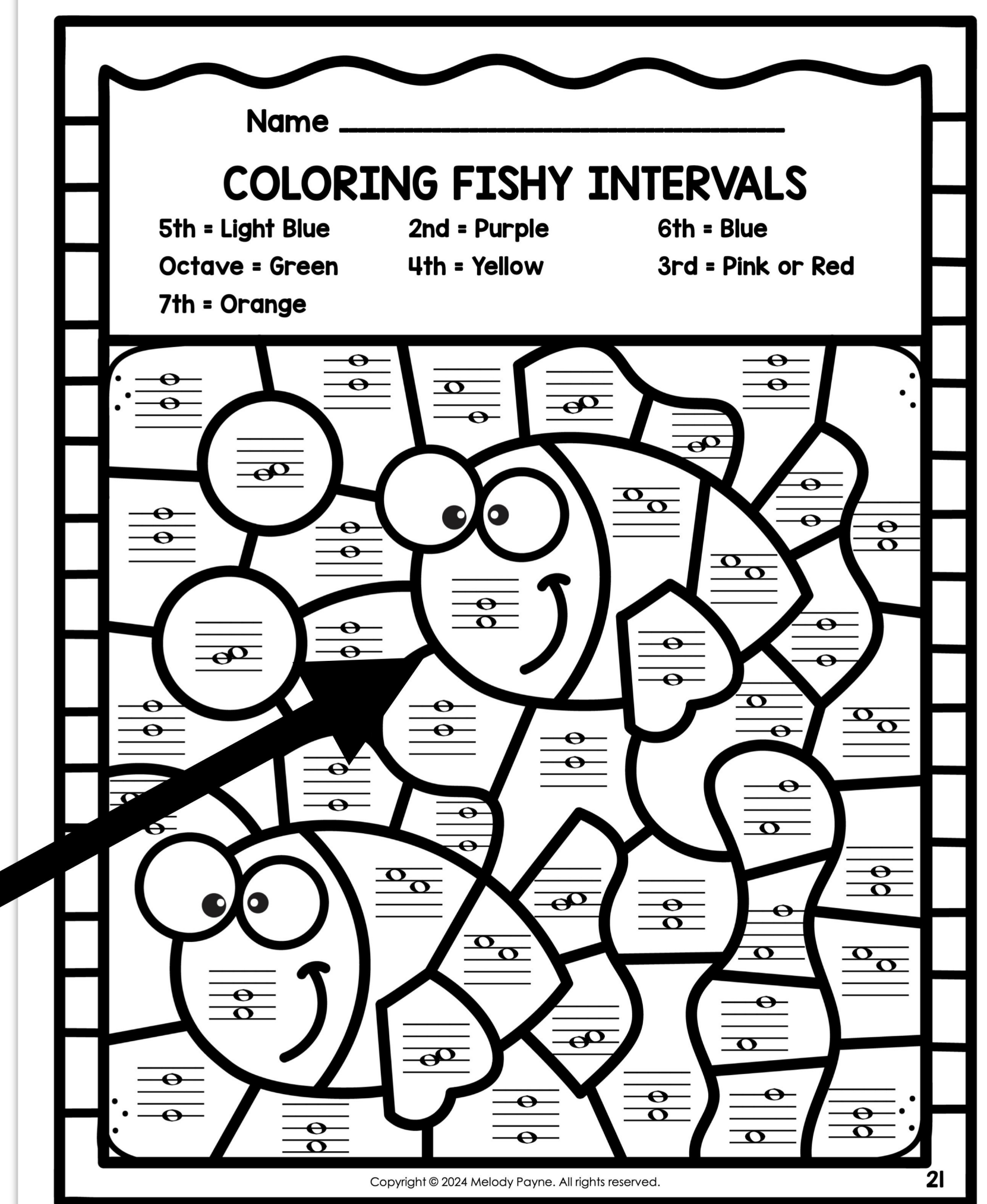
HARMONIC CRABS

Identify each harmonic interval (5, 6, 7, 8).
Then write the number in the box.

<input type="text"/>	<input type="text"/>	<input type="text"/>	<input type="text"/>	<input type="text"/>
<input type="text"/>	<input type="text"/>	<input type="text"/>	<input type="text"/>	<input type="text"/>
<input type="text"/>	<input type="text"/>	<input type="text"/>	<input type="text"/>	<input type="text"/>

Copyright © 2024 Melody Payne. All rights reserved. 11

Easily review
harmonic
intervals,
melodic
intervals, or
both!



Name _____

COLORING FISHY INTERVALS

5th = Light Blue	2nd = Purple	6th = Blue
Octave = Green	4th = Yellow	3rd = Pink or Red
7th = Orange		

<

DIFFERENTIATION IS EASY!

Whether your students need harmonic, melodic, 2nds, octaves, or anywhere in between, you'll find what you need in this set of Ocean intervals worksheets.



TONS OF WAYS TO USE THEM!

- Private piano lessons
- Group piano classes
- Music workshops
- Music theory classes
- Piano parties
- Piano camps
- Progress tracking
- Year-round
- And more!

The image displays three overlapping music worksheets designed for piano instruction. Each worksheet features a decorative border and a specific sea creature illustration.

- MELODIC SEAHORSES:** Features a seahorse illustration. The title is "MELODIC SEAHORSES". The instructions are "Identify each melodic interval (2, 3, 4, 5). Then write the number in the box." The worksheet contains several musical staves with notes and empty boxes for answers.
- CLOWNFISH:** Features a clownfish illustration. The title is "CLOWNFISH". The instructions are "Write H if the [interval is higher] Write M if the [interval is lower]". The worksheet contains several musical staves with notes and empty boxes for answers.
- HARMONIC JELLYFISH:** Features a jellyfish illustration. The title is "HARMONIC JELLYFISH". The instructions are "Write the HARMONIC interval HIGHER than the note on the staff. Use whole notes." The worksheet contains several musical staves with notes and empty boxes for answers, with some boxes already containing the letters H7, H5, H8, H7, H6, H8, H5, H7, H5, H6, H8, H5, H6, H7, and H6.

GET THESE WORKSHEETS TODAY


AND SIMPLIFY INTERVALS FOR GOOD!

* Say NO to struggling.

* Say NO to ordinary.

* Say YES to student

success with dynamic and engaging intervals worksheets that foster music reading fluency!



INTERVALS MELODIC AND HARMONIC
14 MUSIC THEORY PAGES

Name Parker
FISHING FOR INTERVALS
Draw a line to connect the interval to the correct fish.

Name Isaiah
MELODIC SEAHORSES
Identify each melodic interval (2, 3, 4, 5). Then write the number in the box.

OCEAN

MELODY PAYNE
MUSIC FOR A LIFETIME