


HISPANIC HERITAGE HERO PUZZLES



TEACHER'S PAGE

Thank you so much for your purchase!

First, **DECIDE** if you want your students to complete the small puzzle or the large puzzle. The large puzzle requires students to cut out individual pieces and assemble it. However, it allows for larger handwriting by providing more space. The smaller puzzle is on one page and does not require assembling, but it doesn't provide as much room for writing. Your students would need to write smaller or provide less information. Then, decide if you are going to assign all students with the same person or provide each student with a different person. Then go through the document and pull out who you need to print.

The **SMALLER PUZZLE** is all on one page and states along the top left corner that it is the smaller version. You'll find these on pages 3 – 34 in alphabetical order by the first name. Page 35 is a blank version of the small puzzle. This is so you can have students create a puzzle based on a person not included.

The **LARGER PUZZLE** is also stated up in the top left corner, but it requires three pages per puzzle. The middle piece is the only piece that is different from all the other pieces. The people provided begin on page 36 and continue until page 67. Page 68 is a blank middle piece where students can add their own person and illustrate her. Pages 69 and 70 are the outer ring puzzle pieces that will need to be assembled to the center piece that you have provided each student. Pages 71 and 72 are the same pieces, but with lines.

Have students write information in the puzzle pieces related to the heading and then color the pieces. For the larger puzzle, have students assemble it by taping the back or gluing it to a larger piece of construction paper.

If you have any questions or concerns, please do not hesitate to reach out to me at tammy@theowlteacher.com

Thanks again!



WHO IS INCLUDED?

- Alexandria Ocasio-Cortez
- Bob Menendez
- Cantinflas
- Carmen Miranda
- Celia Cruz
- Cesar Chavez
- Diego Rivera
- Dolores Huerta
- El Santo
- Ellen Ochoa
- Emiliano Zapata
- Eva Peron
- France Cordova
- Gary Soto
- Joan Baez
- Jose M. Hernandez
- Laurie Hernandez
- Lionel Messi
- Luis Walter Alvarez
- Mario Molina
- Oscar De La Hoya
- Oscar De La Renta
- Pablo Neruda
- Pablo Picasso
- Pancho Villa
- Quiara Alegria Hudes
- Rita Moreno
- Roberto Clemente
- Sandra Cisneros
- Selena
- Soledad O'Brien
- Tito Puente
- **BLANK ONE**

Directions:

1. In the center, on the line, write your name.
2. Then in the puzzle pieces around the middle circle, fill in information about your hero related to the label.
3. If room, add illustrations. Then color the puzzle pieces.

WHEN LIVED

IMPORTANT EVENTS

CONTRIBUTIONS

ALL ABOUT

YOUR NAME _____

DIEGO RIVERA

FUN FACT #1

FUN FACT #2

FUN FACT #3

Directions:

1. In the center, on the line, write your name.
2. Then in the puzzle pieces around the middle circle, fill in information about your hero related to the label.
3. If room, add illustrations. Then color the puzzle pieces.

WHEN LIVED

IMPORTANT EVENTS

CONTRIBUTIONS

YOUR NAME _____

DOLORES HUERTA

FUN FACT #1

FUN FACT #2

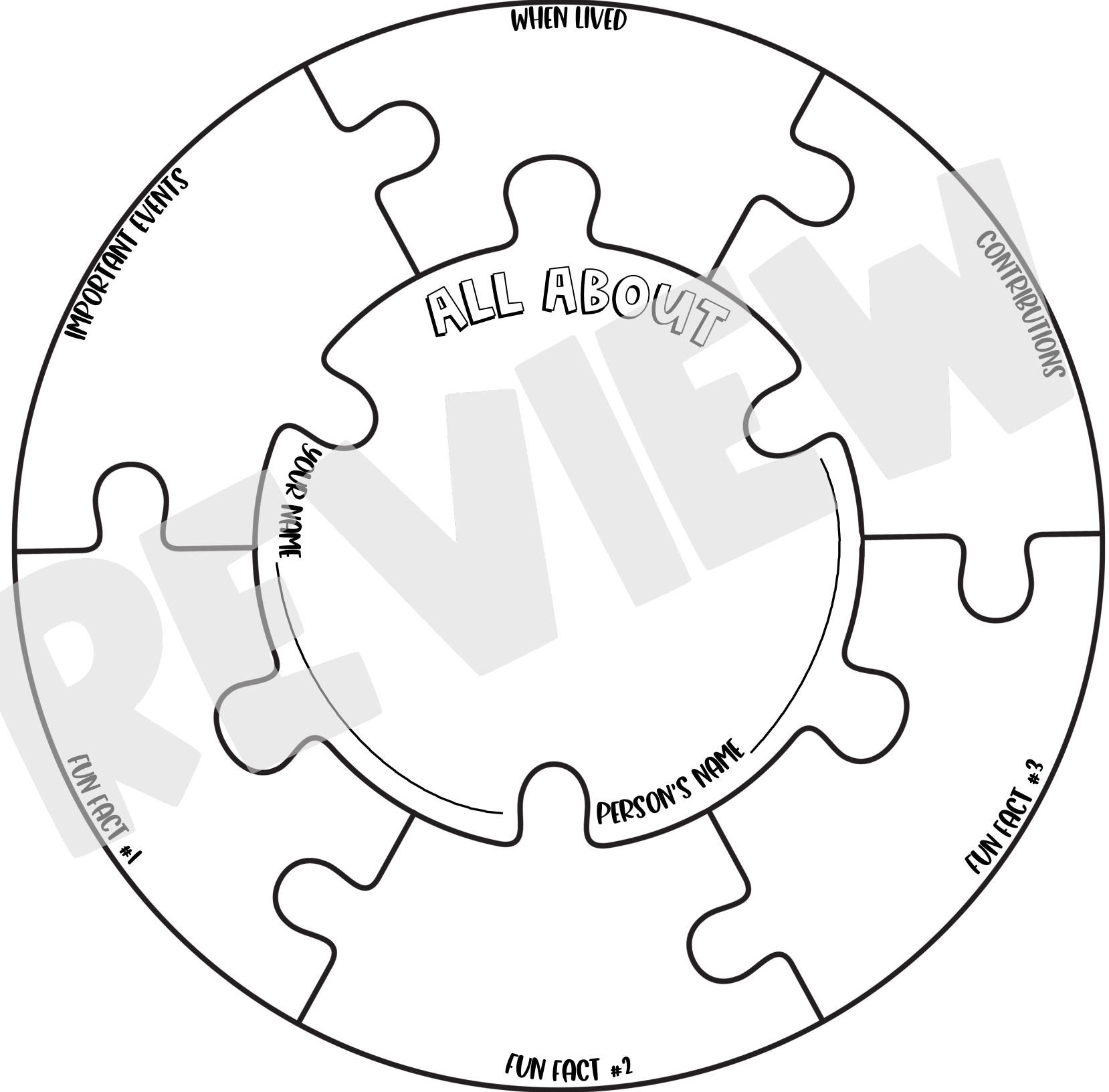
FUN FACT #3

ALL ABOUT

¡HUELGA!


Directions:

- 1.) In the center, on the lines, write your name and your person's name. Then draw an image of your person in the center.
- 2.) Then in the puzzle pieces around the middle circle fill in information about your person related to the label.
- 3.) If room, add illustrations. Then color the puzzle pieces.





Directions:

Color and carefully cut this piece out. Then, attach all your puzzle pieces together to create one large circle puzzle similar to the one below.




Directions:

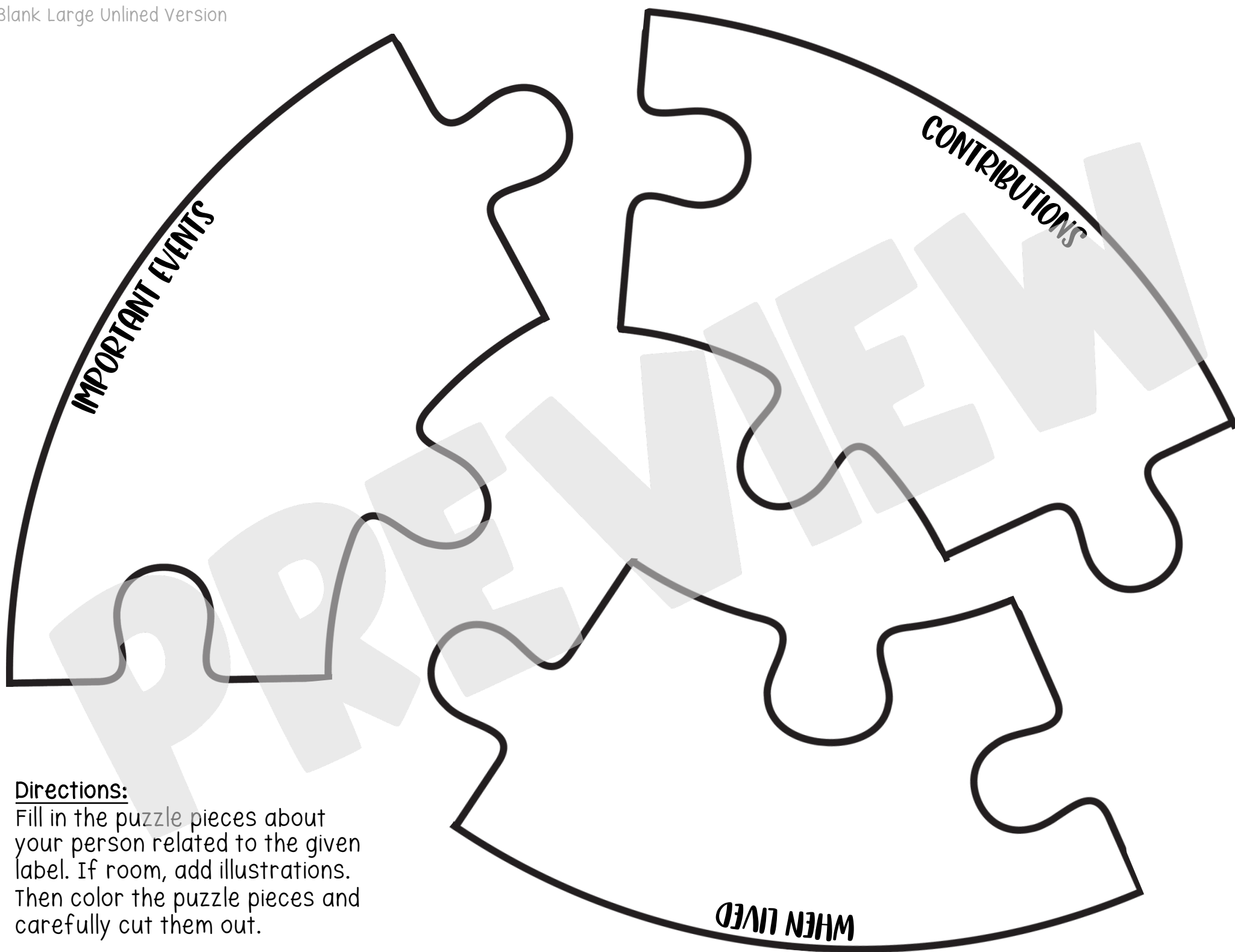
Color and carefully cut this piece out. Then, attach all your puzzle pieces together to create one large circle puzzle similar to the one below.



Directions:

Write your name and the person's name on their appropriate lines. Next, create an illustration of your person in the center. Then color and carefully cut this piece out. Finally, attach all your puzzle pieces together to create one large circle puzzle similar to the one below.





Directions:

Fill in the puzzle pieces about your person related to the given label. If room, add illustrations. Then color the puzzle pieces and carefully cut them out.

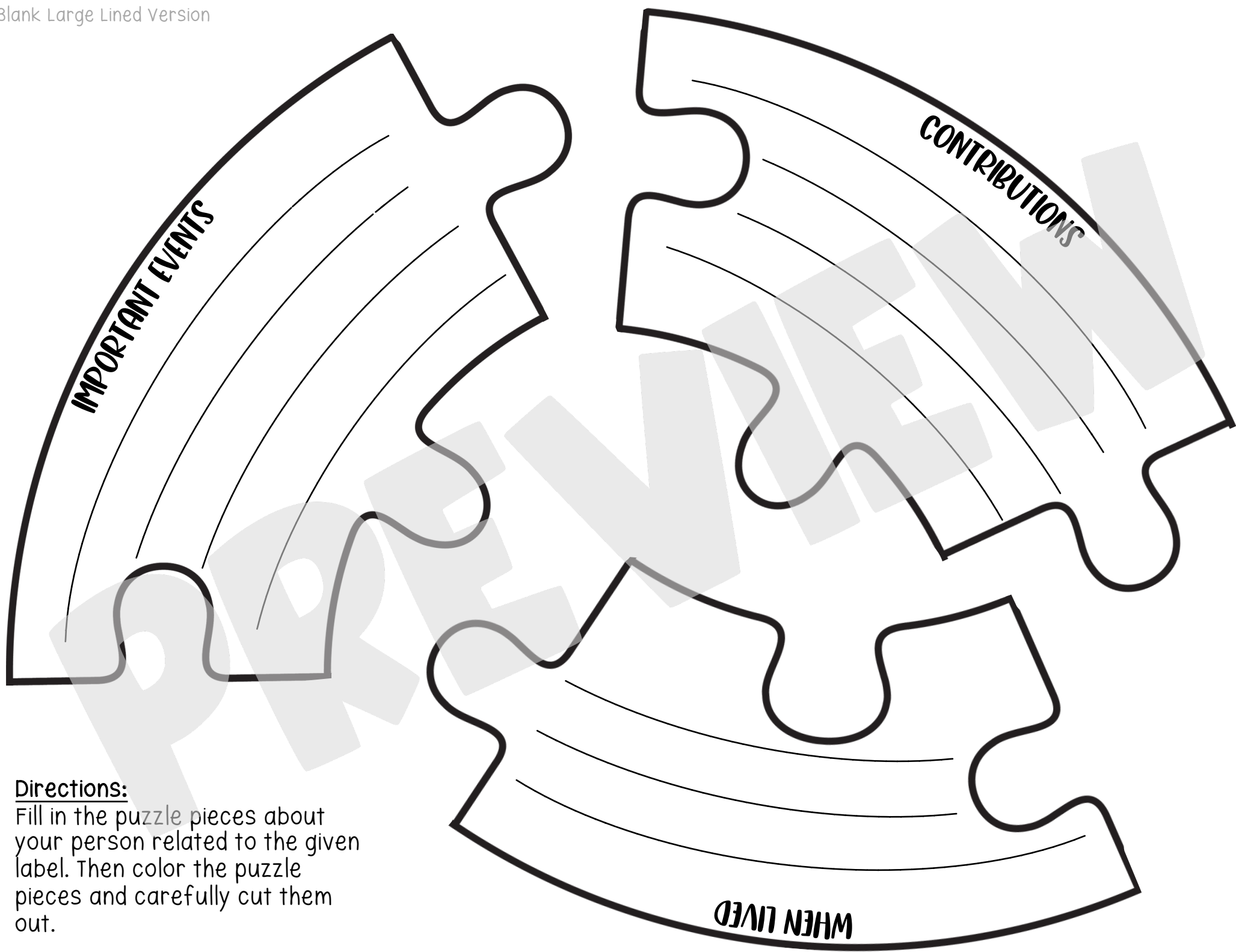
Directions:

Provide three fun facts about your person that you have not already provided. If room, add illustrations. Then color the puzzle pieces and carefully cut them out.

FUN FACT #1

FUN FACT #2

FUN FACT #3



Directions:

Fill in the puzzle pieces about your person related to the given label. Then color the puzzle pieces and carefully cut them out.

Directions:

Provide three fun facts about your person that you have not already provided. Then color the puzzle pieces and carefully cut them out.

