

Review & Practice

Start 2 Finish Puzzles

Identifying Fractions

The image displays two 'Start 2 Finish' puzzle strips for identifying fractions. The strips are designed to be cut out and used as a game. Each strip starts with a 'START' point and ends with a 'YOU DID IT! FINISHED' point. The strips are color-coded and feature various fraction problems and visual representations.

Strip 1 (Left):

- START**
- $\frac{6}{18}$ (Star)
- $\frac{6}{10}$ (Star)
- $\frac{5}{10}$ (Star)
- $\frac{18}{24}$ (Star)
- $\frac{11}{12}$ (Star)
- $\frac{8}{8}$ (Star)
- $\frac{7}{21}$ (Star)
- $\frac{8}{14}$ (Star)
- $\frac{7}{11}$ (Star)
- YOU DID IT! FINISHED**

Strip 2 (Right):

- START**
- $\frac{1}{6}$ (Star)
- $\frac{2}{6}$ (Star)
- $\frac{3}{4}$ (Star)
- $\frac{0}{4}$ (Star)
- YOU DID IT! FINISHED**

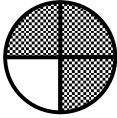
Five Sharpie markers are placed vertically on the right side of the strips: pink, orange, yellow, green, and blue.


Created By The Owl Teacher




IDENTIFYING FRACTIONS

Cut out each strip below. Glue the start strip in the top rectangle to the left. Then solve the problem on that strip. Next, find the strip with the answer in the star. Glue that one in the next rectangle. Continue until you have arrived at the "finish" strip.


$$\frac{2}{4}$$



$$\frac{4}{5}$$



$$\frac{3}{4}$$


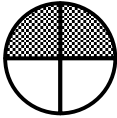
$$\frac{4}{4}$$

**YOU DID IT!
FINISHED**


$$\frac{6}{6}$$



$$\frac{2}{6}$$


$$\frac{1}{5}$$


$$\frac{1}{4}$$


START




$$\frac{4}{6}$$



IDENTIFYING FRACTIONS

Cut out each strip below. Glue the start strip in the top rectangle to the left. Then solve the problem on that strip. Next, find the strip with the answer in the star. Glue that one in the next rectangle. Continue until you have arrived at the "finish" strip.


$$\frac{7}{8}$$



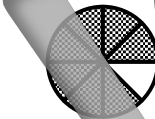
$$\frac{5}{6}$$



$$\frac{2}{5}$$



$$\frac{5}{12}$$




$$\frac{5}{10}$$



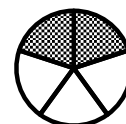
$$\frac{11}{12}$$

YOU DID IT!
FINISHED

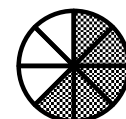
$$\frac{5}{8}$$



$$\frac{4}{6}$$





$$\frac{8}{12}$$




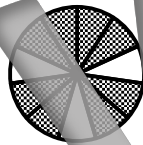
IDENTIFYING FRACTIONS

Cut out each strip below. Glue the start strip in the top rectangle to the left. Then solve the problem on that strip. Next, find the strip with the answer in the star. Glue that one in the next rectangle. Continue until you have arrived at the "finish" strip.


$$\frac{9}{12}$$



$$\frac{4}{10}$$



$$\frac{7}{10}$$



$$\frac{20}{24}$$


$$\frac{8}{11}$$

$$\frac{12}{18}$$


$$\frac{10}{14}$$


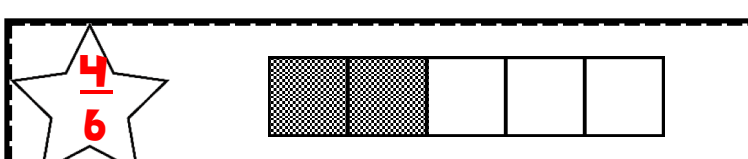
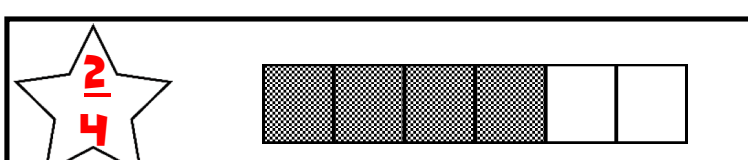
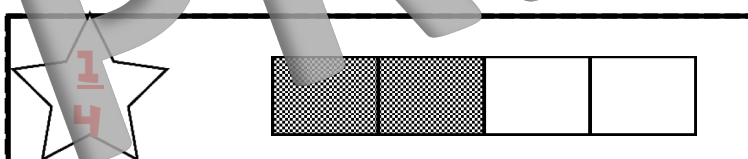


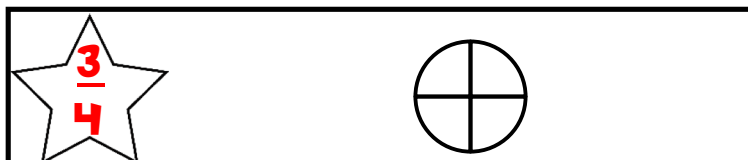
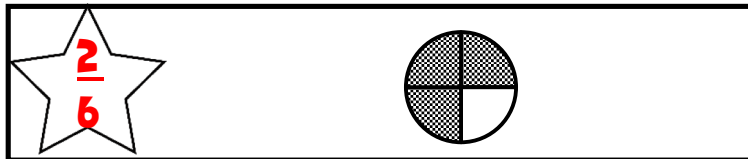
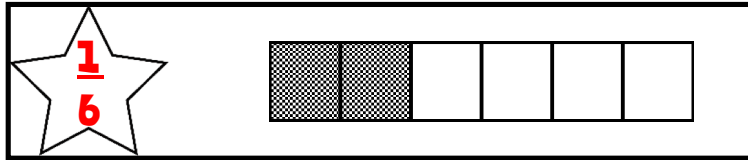
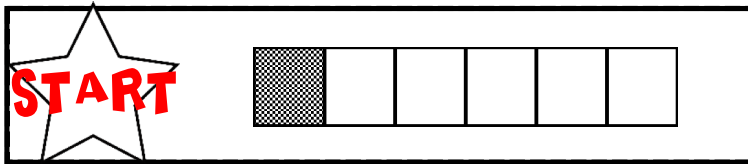
$$\frac{14}{21}$$


$$\frac{4}{8}$$


START

**YOU DID IT!
FINISHED**

IDENTIFYING FRACTIONS



IDENTIFYING FRACTIONS

