


BIOGRAPHY PUZZLES



TEACHER'S PAGE

Thank you so much for your purchase!

First, **DECIDE** if you want your students to complete the small puzzle or the large puzzle. The large puzzle requires students to cut out individual pieces and assemble it. However, it allows for larger handwriting by providing more space. The smaller puzzle is on one page and does not require assembling, but it doesn't provide as much room for writing. Your students would need to write smaller or provide less information. Then, decide if you are going to assign all students with the same person or provide each student with a different person. Then go through the document and pull out who you need to print.

The **SMALLER PUZZLE** is all on one page and states along the top left corner that it is the smaller version. You'll find these on pages 3 – 39. Page 40 is a blank version of the small puzzle. This is so you can have students create a puzzle based on a person not included (because there are just so many people that should be!).

The **LARGER PUZZLE** is also stated up in the top left corner, but it requires three pages per puzzle. The middle piece is the only piece that is different from all the other pieces. The people provided begin on page 39 and continue until page 73. Page 74 is a blank middle piece where students can add their own person and illustrate him or her. Pages 75 and 76 are the outer ring puzzle pieces that will need to be assembled to the center piece that you have provided each student. Pages 77 and 78 are the same pieces, but with lines.

Have students write information in the puzzle pieces related to the heading and then color the pieces. For the larger puzzle, have students assemble it by taping the back or gluing it to a larger piece of construction paper.

If you have any questions or concerns, please do not hesitate to reach out to me at tammy@theowlteacher.com

Thanks again!




WHO IS INCLUDED?

- Babe Ruth
- Betsy Ross
- Beyonce
- Cesar Chavez
- Charlemagne
- Charlotte E. Ray
- Colin Powell
- Dalai Lama
- Danica Patrick
- Daniel Hale Williams
- David Beckham
- Eleanor Roosevelt
- Elijah McCoy
- Florence Griffith Joyner
- Fred Rogers
- Guion Bluford
- Hattie McDaniel
- Ichiro Suzuki
- Jacob Lawrence
- Jeff Gordon
- Jim Carrey
- Joe Louis
- John Glenn
- John Legend
- Johnny Appleseed
- Justin Trudeau
- Lin Manuel Miranda
- Maya Angelou
- Mia Hamm
- Michael Jordan
- Michael Phelps
- Michelle Kwan
- Neil Armstrong
- Pope Francis
- Simon Biles
- **BLANK ONE**


Directions:

1. In the center, on the line, write your name.
2. Then in the puzzle pieces around the middle circle, fill in information about the person related to the label.
3. If room, add illustrations. Then color the puzzle pieces.



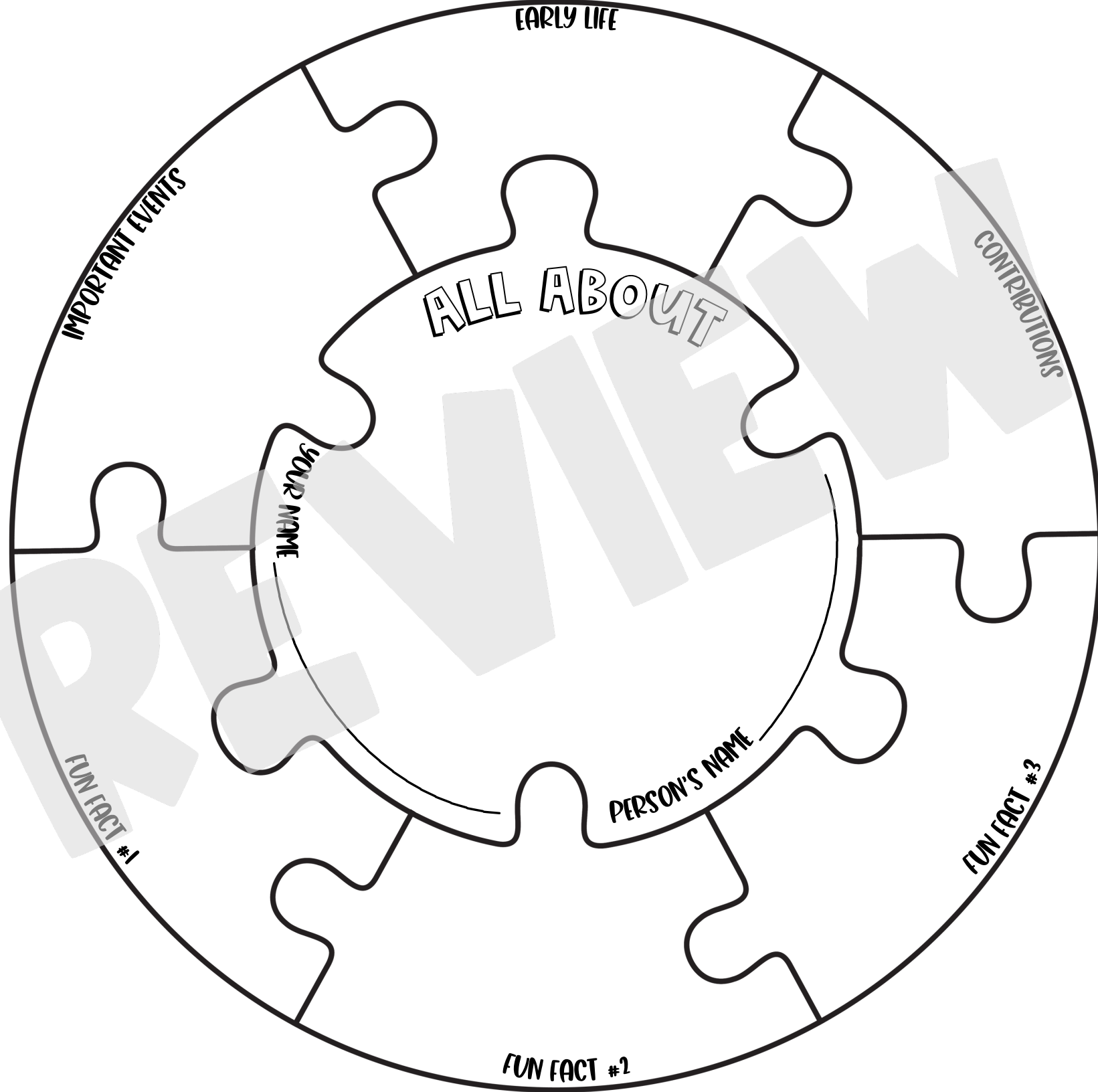
Directions:

1. In the center, on the line, write your name.
2. Then in the puzzle pieces around the middle circle, fill in information about the person related to the label.
3. If room, add illustrations. Then color the puzzle pieces.



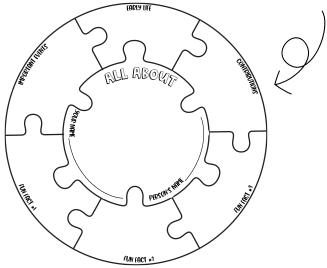
Directions:

1. In the center, on the lines, write your name and the person's name. Then draw an image of the person in the center.
2. Then in the puzzle pieces around the middle circle fill in information about the person related to the label.
3. If room, add illustrations. Then color the puzzle pieces.




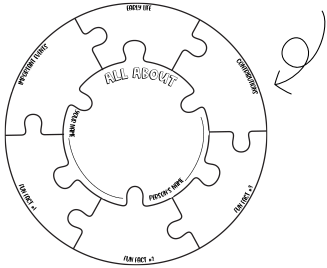
Directions:

Color and carefully cut this piece out. Then, attach all your puzzle pieces together to create one large circle puzzle similar to the one below.



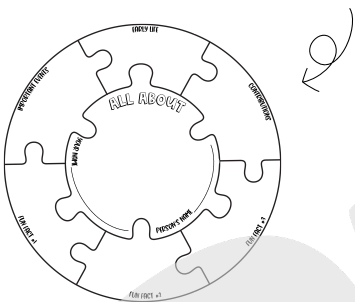
Directions:

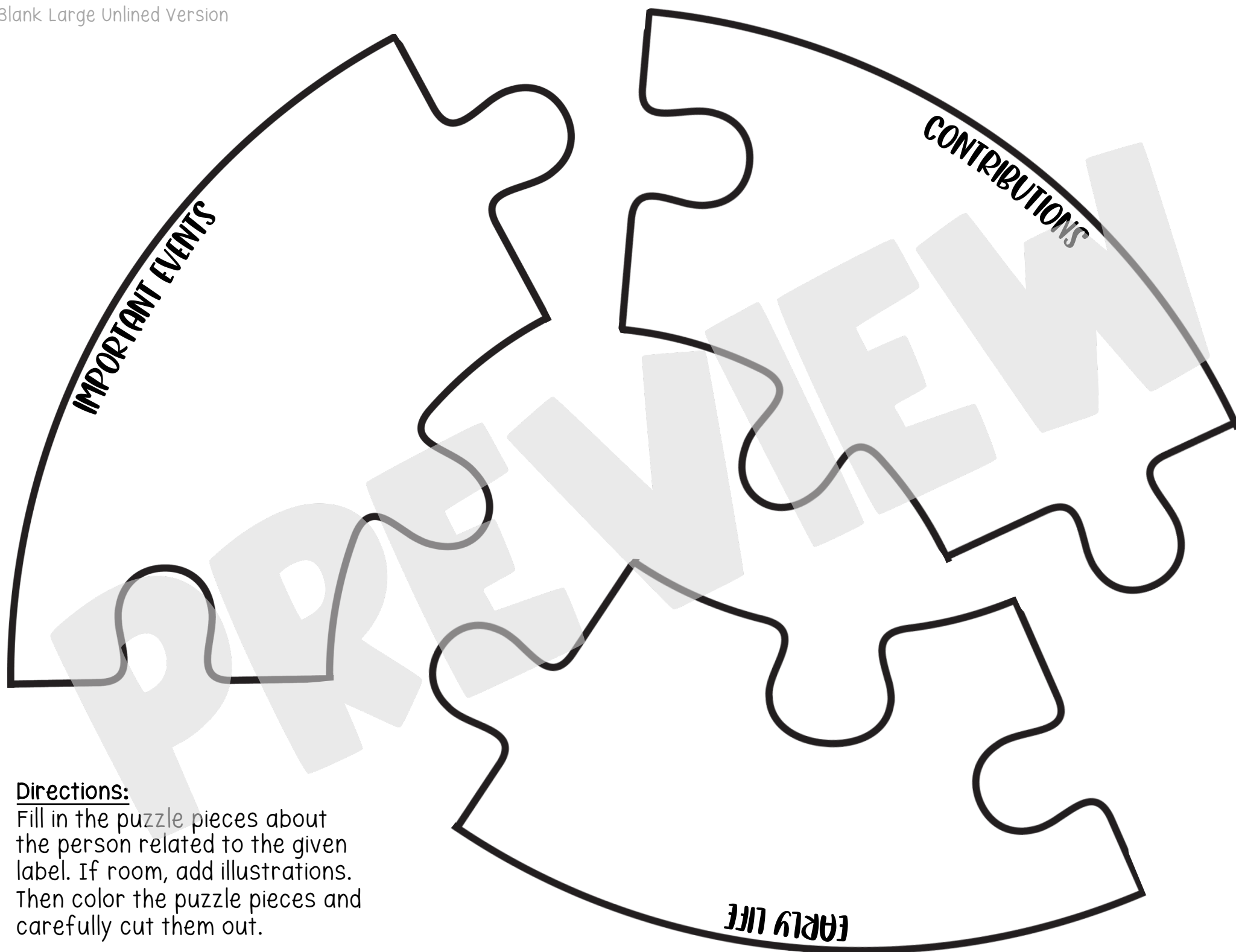
Color and carefully cut this piece out. Then, attach all your puzzle pieces together to create one large circle puzzle similar to the one below.



Directions:

Write your name and the person's name on their appropriate lines. Next, create an illustration of the person in the center. Then color and carefully cut this piece out. Finally, attach all your puzzle pieces together to create one large circle puzzle similar to the one below.





Directions:

Fill in the puzzle pieces about the person related to the given label. If room, add illustrations. Then color the puzzle pieces and carefully cut them out.

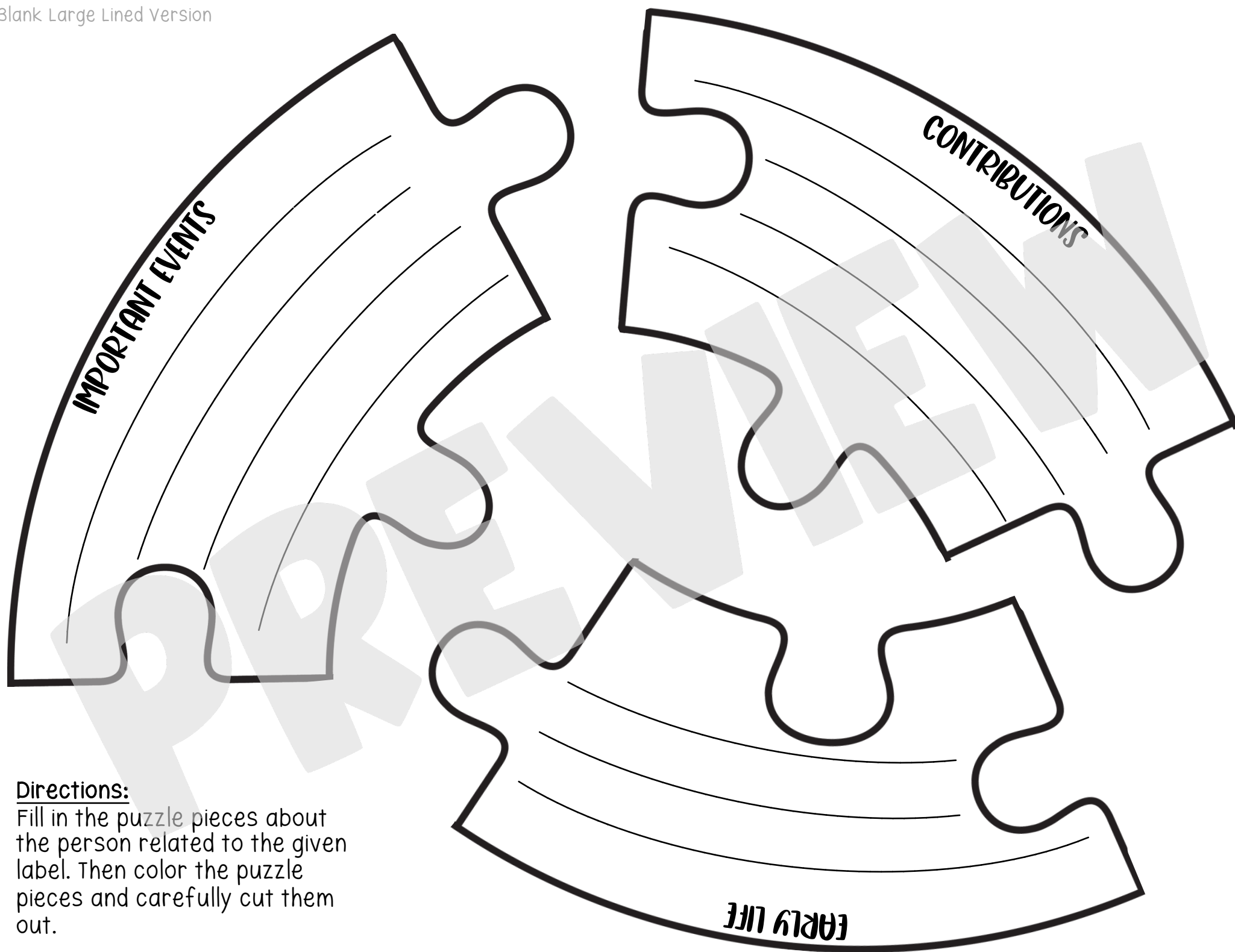
Directions:

Provide three fun facts about the person that you have not already provided. If room, add illustrations. Then color the puzzle pieces and carefully cut them out.

FUN FACT #1

FUN FACT #2

FUN FACT #3



Directions:

Fill in the puzzle pieces about the person related to the given label. Then color the puzzle pieces and carefully cut them out.

Directions:

Provide three fun facts about the person that you have not already provided. Then color the puzzle pieces and carefully cut them out.

FUN FACT #1

FUN FACT #2

FUN FACT #3