

INTERVALS

on the Staff

hosted at
boom
www.boomlearning.com

b

ADD AN ACCIDENTAL TO THE SECOND NOTE
TO CREATE A HALF STEP LOWER
THAN THE FIRST NOTE.

Copyright 2022 Kelly Bordeaux. All rights reserved.

Creating
Whole Steps &
Half Steps

Whole Steps & Half Steps

Copyright 2023 Kelly Bordeaux. All rights reserved.






SCROLL to see Sample Cards!



REINFORCE


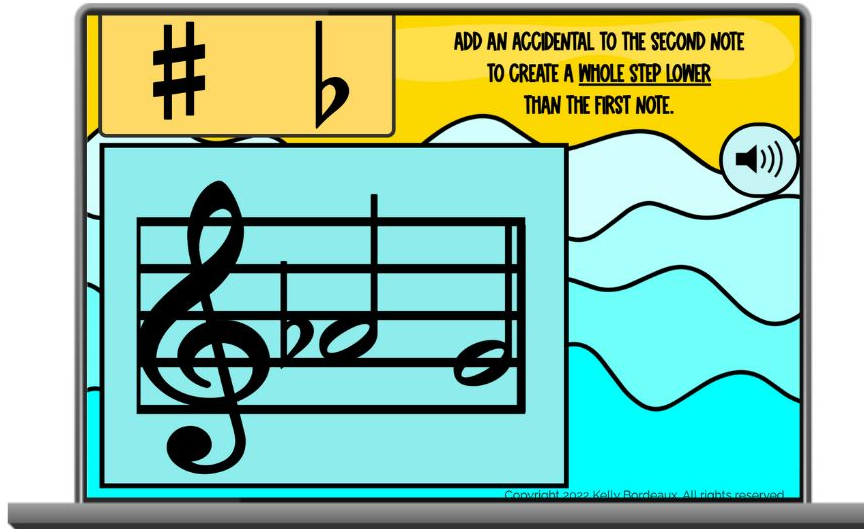
- **Accidental placement on the staff**
- **Whole steps & half steps up & down the treble staff**
- **Includes sharps & flats only - NOT natural symbols**

Students drag one accidental to the 2nd note on the staff to create the designated interval.



**66 cards included
in this deck!**

Students drag one accidental to the 2nd note on the staff to create the designated interval.



Students play 20 cards each time they play.



Use During Online & In-Person PIANO LESSONS:

- As a Teaching Tool
- End-of-Lesson Game
- For At-Home Practice
- Fun Off-the-Bench Activity
- Right at the piano!



**CLICK HERE to
Preview this Deck
on BOOM Learning!**

