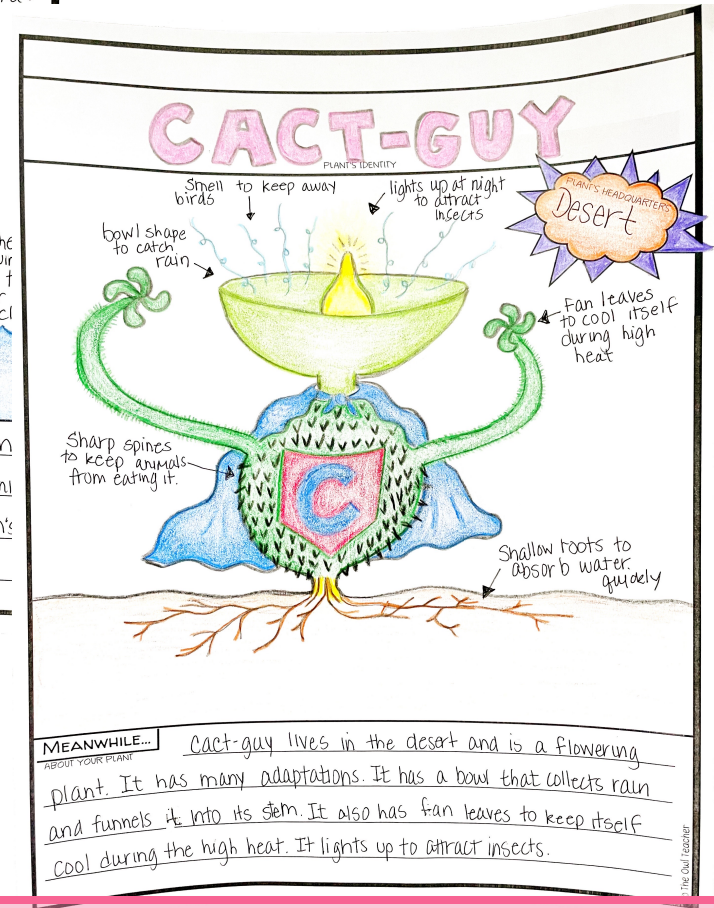
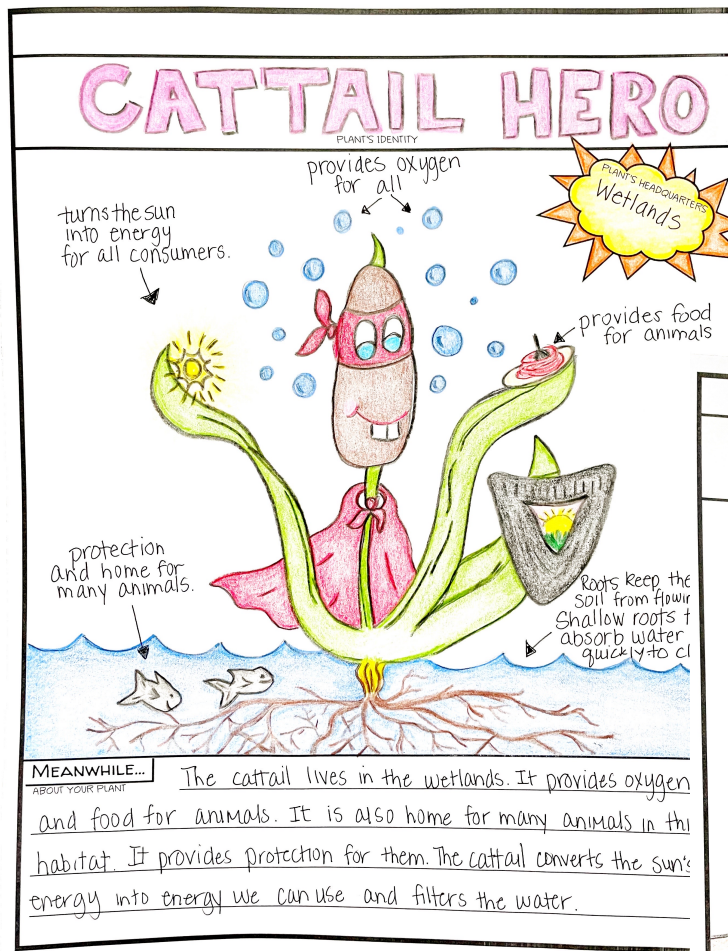


Plant Superheroes

CONCEPTS COVERED:

- PLANT ADAPTATIONS
- PLANT HABITATS
- PLANT CHARACTERISTICS
- WRITING PRACTICE
- RESEARCH (OPTIONAL)

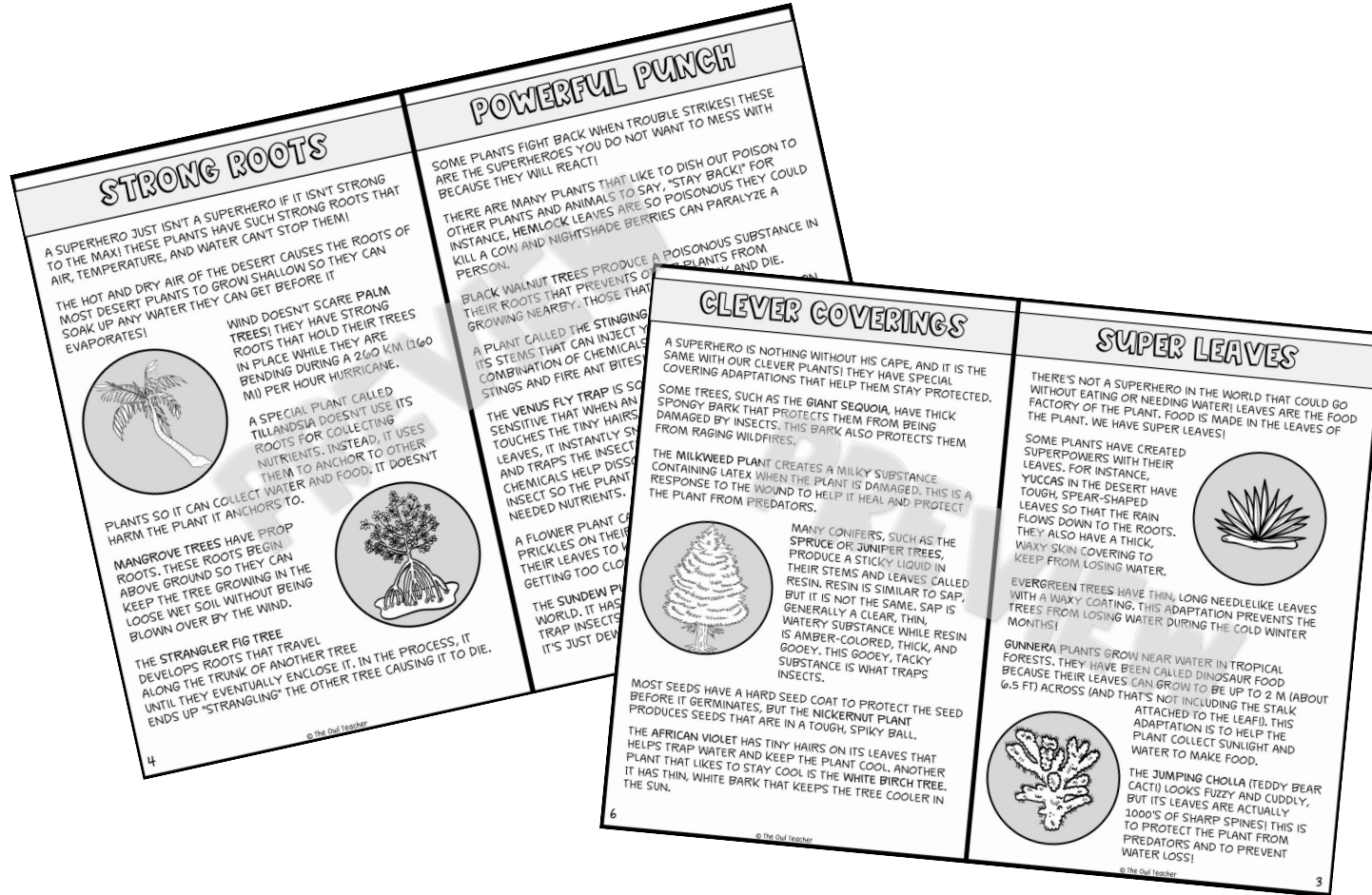


GET STUDENTS EXCITED ABOUT LEARNING

HOW DOES IT WORK?

Exploring Plant Adaptations

- STUDENTS FIRST READ THE GUIDE PROVIDED ABOUT VARIOUS PLANT ADAPTATIONS.
- STUDENTS THEN RESEARCH A PLANT AND ITS ADAPTATIONS OR CREATE A PLANT WITH ADAPTATIONS.
- STUDENTS USE THESE ADAPTATIONS TO CREATE A PLANT "SUPERHERO" AND WRITE ABOUT IT.



GET HIGH-QUALITY, ENGAGING RESOURCES

WHAT'S INCLUDED?

- READING GUIDE ABOUT VARIOUS PLANT ADAPTATIONS
- STUDENT DIRECTIONS FOR RESEARCHING OR CREATING A PLANT SUPERHERO
- DIGITAL VERSION INCLUDED
- GRAPHIC ORGANIZERS
- EDITABLE RUBRICS


CREATE A PLANT "SUPERHERO"

WE JUST READ ABOUT PLANTS AND THE SPECIAL FEATURES THAT MAKE THEM APPEAR TO BE SUPERHEROES. THESE FEATURES HELP THEM GROW, CHANGE, AND ADAPT SO THAT THEY CAN SURVIVE IN THEIR DIFFERENT ENVIRONMENTS. ULTIMATELY, WITHOUT PLANTS AND THEIR "SUPERHERO" FEATURES, WE WOULDN'T BE ABLE TO SURVIVE EITHER!

YOU ARE GOING TO CREATE AN IMAGINARY "SUPERHERO" PLANT! YOU'LL NEED TO PLACE THIS PLANT IN A REAL ENVIRONMENT AND CREATE "SUPERPOWERS" (FEATURES/ADAPTATIONS) THAT WILL HELP THE PLANT SURVIVE IN THE ENVIRONMENT YOU CHOSE. BELOW ARE THE GUIDELINES TO FOLLOW.

- 1) COMPLETE THE GRAPHIC ORGANIZER PROVIDED.
- 2) USING YOUR GRAPHIC ORGANIZER, CREATE AN IMAGE OF YOUR "SUPERHERO" PLANT WITH DESCRIPTIONS.

- A) GIVE YOUR PLANT "SUPERHERO" MATERIALS.
 - 1) ITS SUPERHERO COSTUME SHOULD BE BASED ON THE PLANT'S ADAPTATIONS. FOR EXAMPLE, IF THE PLANT PROVIDES "SUPERPOWER" YOU MAY WANT TO GIVE THE PLANT A COSTUME OR HAVE THE PLANT HOLD A WEAPON.
 - 2) CONSIDER A CAPE, LOGO, BELT, AND A MASK. THE PLANT SHOULD STILL BE RECOGNIZABLE AS A PLANT.
 - 3) YOU CAN MAKE UP MORE ADAPTATIONS. FOR EXAMPLE, YOU CAN PROVIDE THE PLANT WITH A "SUPERPOWER" TO KEEP IT COOL IN THE HEAT. THE "SUPERPOWER" MUST HELP THE PLANT SURVIVE IN ITS ENVIRONMENT.
- B) SURROUND THE PLANT WITH DESCRIPTIVE LABELS.
 - 1) THE LABELS SHOULD POINT TO THE "SUPERHERO" PLANT.
 - 2) THEY SHOULD EXPLAIN WHAT THE "SUPERHERO" PLANT IS IMPORTANT.
 - 3) YOUR PLANT MUST HAVE AT LEAST 5 "SUPERPOWERS" (FEATURES/ADAPTATIONS).
- C) THE TITLE CAN HAVE THE PLANT'S "SUPERHERO" NAME UNDER IT IN PARENTHESES.



PLANT'S SUPERHERO IDENTITY

NAME _____

PLANT'S GROUP _____

PLANT'S HEADQUARTERS _____

DESCRIBE YOUR PLANT SUPERHERO _____

EXTRA INFORMATION _____

PLANT'S SUPERPOWERS

PLANT'S SUPERPOWER #1 _____

PLANT'S SUPERPOWER #2 _____

PLANT'S SUPERPOWER #3 _____

PLANT'S SUPERPOWER #4 _____

PLANT'S SUPERPOWER #5 _____

Name _____

Plant _____

PLANT "SUPERHERO" RUBRIC

	points	points	points
Image	The image was neat, clear, creative, and related to the plant.	The image was mostly neat, clear, creative, and related to the plant.	The image was not neat, clear, creative, and/or related to the plant.
Adaptations	The student included 5 or more correct adaptations.	The student included 3-4 correct adaptations.	The student included 1-2 correct adaptations.
Explanation	The explanation of why the adaptation is important was included for all 5 adaptations.	The explanation of why the adaptation is important was included for 3-4 adaptations.	The explanation of why the adaptation is important was included for 1-2 adaptations.
Superhero Materials	The student included related superhero materials.	The student mostly included related superhero materials.	The student did not include related superhero materials.
Title	The title was included with the name of the plant.	The title was included but did not include the correct name.	The title was not included.
Effort	The student stayed on task and showed acceptable effort.	The student mostly stayed on task and showed acceptable effort.	The student did not stay on task or show acceptable effort.

Comments: _____

Total Points: _____ / _____

TAKE YOUR WEEKENDS BACK TO DO WHAT YOU LOVE!

Take **BACK YOUR**
WEEKENDS without
SACRIFICING
high-quality **RESOURCES!**



The Owl Teacher