

Review & Practice

Hide -n- Seek

Identifying Fractions


hide and seek

$$\frac{4}{8}$$



hide and seek

$$\frac{1}{3}$$





hide and seek

$$\frac{1}{2}$$

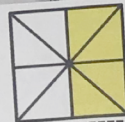
P



18)



5)



29)



Created By The Owl Teacher



teacher information page




This is a review game to help students practice identifying fractions.


- 1.) Cut out the hide and seek strips. Then hide them around the room in nook and crannies. If desired, fold them.
- 2.) Cut out the hide and seek answer cards. Provide each student with at least one card.
- 3.) Have students either work individually or in partners to find the strips hidden around the room that matches their answer.
- 4.) Have students record the letter from the hide and seek answer card in the box that corresponds with the number on the hide and seek strip. If desired, have students record the question and the answer too.
- 5.) Have students pick the strip and the answer cards with a different student partner.
- 6.) Have students continue until all cards have been solved or time has run out.


Note:


- For repeated use, you may wish to laminate the strips and answer cards. However, it will be difficult to fold the strips.
- Cards are provided in both color and black and white versions.
- Alternatively this can be done in a center or a group.
- An answer key has been provided, but it doesn't have the question and answers. It only contains the numbers and letters.


hide and seek strips


14) 


15) 


16) 

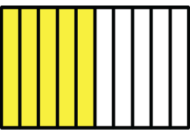
17) 


18) 


19) 

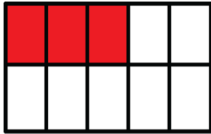
20) 


21) 

22) 

23) 

24) 

25) 

26) 

hide and seek

$$\begin{array}{r} 7 \\ \hline 10 \end{array}$$



A

hide and seek

$$\begin{array}{r} 4 \\ \hline 6 \end{array}$$



B

hide and seek

$$\begin{array}{r} 9 \\ \hline 10 \end{array}$$



C

hide and seek

$$\begin{array}{r} 7 \\ \hline 10 \end{array}$$



D

hide and seek

$$\begin{array}{r} 3 \\ \hline 5 \end{array}$$



E

hide and seek

$$\begin{array}{r} 5 \\ \hline 5 \end{array}$$



F

hide and seek

$$\begin{array}{r} 10 \\ \hline 10 \end{array}$$



G

hide and seek

$$\begin{array}{r} 7 \\ \hline 8 \end{array}$$



H

hide and seek

$$\begin{array}{r} 2 \\ \hline 3 \end{array}$$



I

PREVIEW

Name _____



hide and seek recording sheet



1	2	3
4	5	6
7	8	9
10	11	12
13	14	15
16	17	18
19	20	21
22	23	24
25	26	27
28	29	30
31	32	33
34	35	36
37	38	39