

What This Resource Contains:

For each book in my Read-Aloud with Rigor Series you will find the following:

- **Printable Sticky Notes for the Teacher to insert into the book.** These sticky notes contain targeted questions and think-aloud modeling that will help build strong reading skills for your students. Each set also has instructions for HOW to print on sticky notes.
- **Reading comprehension printables aligned to Common Core text-evidence standards.** The questions featured on these printables contain a mix of recall and higher-order thinking leveled questions. They are designed to give your students practice with reading skills such as:
 - Inference
 - Citing text evidence
 - Vocabulary in Context
 - Using Schema
 - Building Background Knowledge
 - Character Analysis...and More!!
- **A QR-Code Vocabulary activity chart.** This fun activity will give your students the opportunity to practice defining and using selected vocabulary words from the story—but with a fun twist! The QR Codes contain the answers for students to self-check their work!
- **Graphic Organizers and Writing Activities** that students can use before, during, and after reading to strengthen their focus and reading comprehension skills.
- **A Common Core States Standards chart** that shows each standard addressed.
- **A Parent Letter** in case you want to send the book home for reading homework. The letter has instructions for how parents can use this at home to read with their child(ren).
- **A Substitute Teacher Letter** in case you want to use the read-aloud with the sub. It also includes a timeline for the sub with detailed instructions. This will save SO MUCH time in lesson planning!
 - **PLUS– Google Slides AND Easel by TpT digital versions are included**
- **The actual book is NOT included...this activity is a companion to the book.**

I hope these read-loud sets are easy for you to use and that they help you infuse rigor into your reading time with students! Happy Reading. 😊

Before Reading:
Tell me what you
know about Martin
Luther King, Jr.
Building Background Knowledge

©Tanya G. Marshall The Butterfly Teacher

Before
Reading/Cover:
Give me some
examples of
"big" words
that you know.

©Tanya G. Marshall The Butterfly Teacher

Before Reading.
What kind of "big"
words do you think
Martin will say in this
book?
Prediction

©Tanya G. Marshall The Butterfly Teacher

Page 2
Why do you think
Martin felt bad
every time he
saw the "White
Only" signs?
Vocabulary In Context

©Tanya G. Marshall The Butterfly Teacher

Pages 9-10
What are Martin's words on
this page? What seems
"big" about these words?

Page 9
What does

Printable Sticky Notes with Text-Aligned Questions are for YOU as the teacher.

These are included to make lesson planning easier with your read-aloud activity.

Homework Reading Assignment

Dear Parent/Guardian,

Reading out loud to your child can make a huge difference in the reading growth that happens in and out of school!

To make reading with your child easier, I've provided a story that has sticky notes with questions throughout the book for you to ask while you are reading to your child.

These questions will best prepare them to grow stronger in the reading skills we are learning in class.

Once you have read the book and asked the questions, please sign below and return the materials by:

Thank you for all that you do! Please let me know if you have any comments or questions below.

Sincerely,

Parent Signature: _____

Notes to the Teacher: _____

Name: _____ Date: _____

Martin's Big Words Reading Comprehension Questions

I can read closely to find details and examples from the text (story) to explain my answers and make clear conclusions about the story.

Directions: Carefully read each question below. Then answer each question using examples from the story.

1- What did Martin see all around his hometown growing up?

2- What did Martin become when he grew up—like his father?

3- Where did Martin get his "big" words from?

4- What lesson did Martin learn from the teachings of Mahatma Gandhi?

5- Finish this quote: "Hate cannot drive out hate. Only _____ can do that."

6- Why did Rosa Parks get arrested in 1955? _____

Name: ANSWER KEY Date: _____

Martin's Big Words Reading Comprehension Questions

I can read closely to find details and examples from the text (story) to explain my answers and make clear conclusions about the story.

Directions: Carefully read each question below. Then answer each question using examples from the story.

1- What did Martin see all around his hometown growing up?

Martin saw "whites only" signs all around him growing up.

2- What did Martin become when he grew up—like his father?

Martin became a minister just like his father.

3- Where did Martin get his "big" words from? He learned them from his parents and read them in the Bible.

4- What lesson did Martin learn from the teachings of Mahatma Gandhi? Martin learned to use love against hate and not violence.

5- Finish this quote: "Hate cannot drive out hate. Only love can do that."


6- Why did Rosa Parks get arrested in 1955? Rosa Parks was arrested because she refused to give up her bus seat to a white man.

Martin's Big Words


Directions: In the bubbles below, write words that are the OPPOSITE in meaning. Be sure to use the words Martin Luther King, Jr. used from the book.

Feel free to add more bubbles with more examples!

Slavery




Hate




The
POWER
of Words

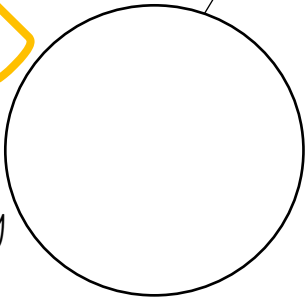
Violence



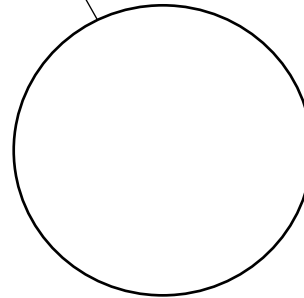
Separate



Treated
Differently



War



Name: _____

Date: _____

Martin's Big Words

Collage Craftivity

Companion Activity for the book written by Doreen Rappaport

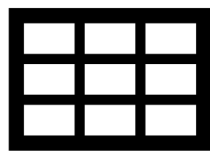
Materials Needed:

- Construction Paper or Colored Printer Paper
- Scissors
- Magazines
- Glue
- Coloring Utensils like Crayons, Colored Pencils, or Markers
- Printed Copies of the Martin's Big Words Collage Words

Instructions:

- As you read Martin's Big Words to your students, point out that each illustration is a collage. Explain to students that a collage is a collection of different pieces put together.
- Your students will choose one of Martin's "big" words from the book.
- Give each student the printed copy of their collage word to cut out.
- They will use the different variations of this word, plus images cut out from a magazine to create a collage depicting the word chosen.
- All of these cut-outs will be glued onto their colored paper.




For more ideas, visit www.thebutterflyteacher.com



Martin's Big Words

Vocabulary Directions: Answer each question below by writing your answer in the "Your Answer" box. It is ok to take your best guess based on how the words are used in the book. Then scan the QR Code to see if your answer is correct.

Name: _____

Question	Your Answer	QR Code-Check Your Answer
What does it mean when you are trying to 'HATE' someone?		
Define the bold word: "...Black Americans PROTESTED for equal rights."		
If something is "EQUAL," what does that mean?		

The vocabulary QR Code activity comes in two versions:

1) —with the QR codes that allows students to self-check as long as they have a device that can scan the code.

2) —without the QR codes in case you want students to use this activity without any device.

Each version can be used for in-class and for virtual learning.

Martin's Big Words

Vocabulary Directions: Answer each question below by writing your answer in the "Your Answer" box. It is ok to take your best guess based on how the words are used in the book.

Name: _____

Question	Your Answer	Page Where You Found Your Answer
What does it mean when you are trying to 'HATE' someone?		
Define the bold word: "...Black Americans PROTESTED for equal rights."		
If something is "EQUAL," what does that mean?		

Companion for book written by Doreen Rappaport

Vocab. Page 1

© Tanya G. Marshall-The Butterfly Teacher

answer in the "Your Answer" box.	

	Page Number Where You Found Your Answer

Can I Assign This Resource Digitally?

YES! This resource has two different digital versions for you.

The first option is **TpT's Easel Activities Tool**. This optional tool adds a digital layer on top of the worksheets that allows your students to type their answers.

This interactive version has already been added with the printable version. You can also edit the pages and features of the digital version to best fit your virtual and distance learning needs.




Blue boxes indicate the option to type.

This also applies to each graphic organizer.

Martin's Big Words

Vocabulary Directions: Answer each question below by writing your answer in the "Your Answer" box. It is ok to take your best guess based on how the words are used in the book. Then scan the QR Code to see if your answer is correct.

Name: _____

Question	Your Answer	QR Code-Check Your Answer
What does it mean when you are trying to "HATE" someone?	Type Here	
Define the bold word: ...Black Americans PROTESTED for equal rights."	Type Here	
If something is "EQUAL," what does that mean?	Type Here	

Companion for book written by Doreen Rappaport Vocab. Page 1 © Tanya G. Marshall-The Butterfly Teacher

Name: _____ Date: _____

Martin's Big Words Reading Comprehension Questions
I can read closely to find details and examples from the text (story) to explain my answers and make clear conclusions about the story.

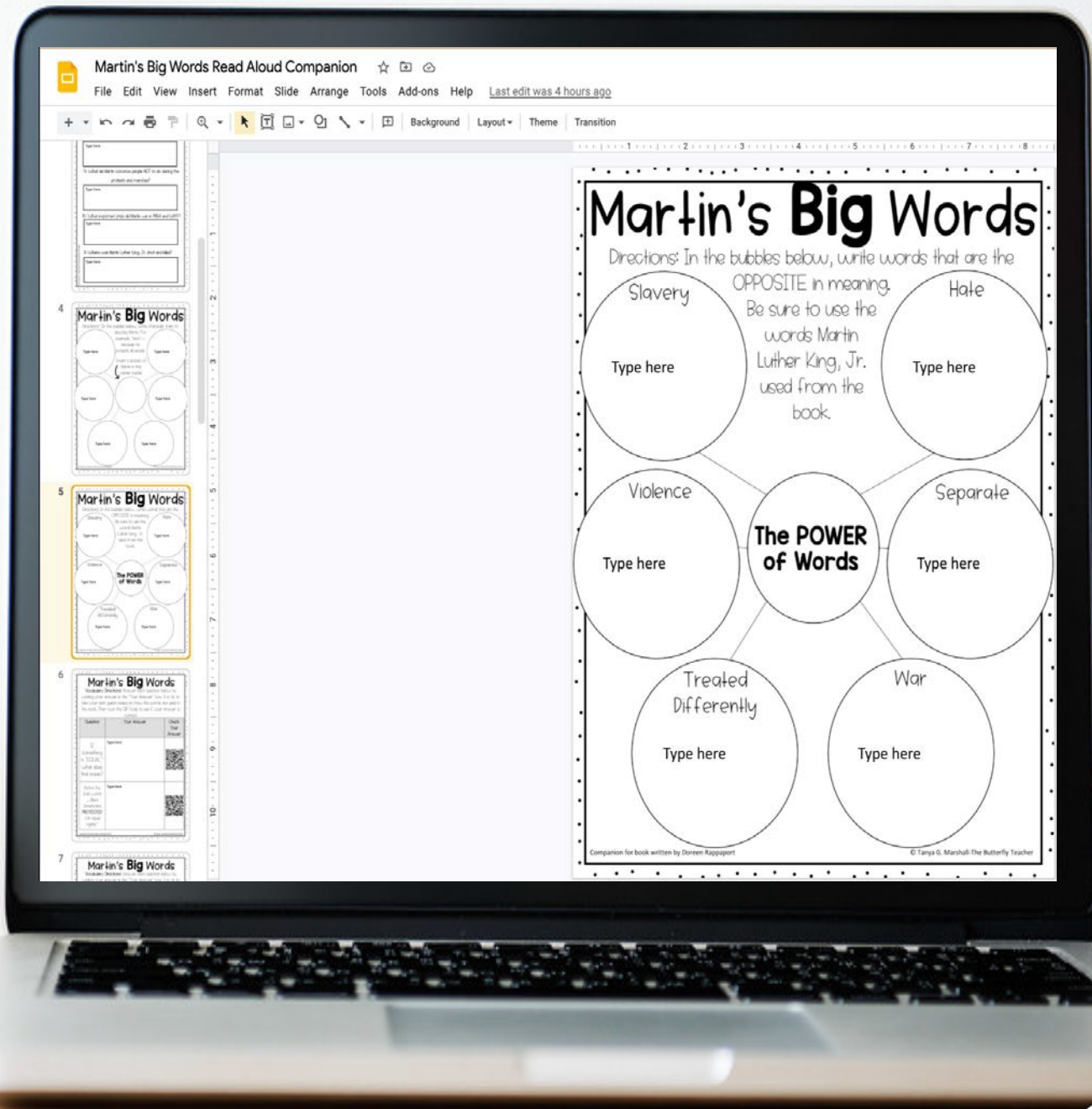
Directions: Carefully read each question below. Then answer each question using examples from the story.

- 1- What did Martin see all around his hometown growing up?
Type Here
- 2- What did Martin become when he grew up—like his father?
Type Here
- 3- Where did Martin get his "big" words from?
Type Here
- 4- What lesson did Martin learn from the teachings of Mahatma Gandhi?
Type Here
- 5- Finish this quote: "Hate cannot drive out hate. Only Type Here can do that."
- 6- Why did Rosa Parks get arrested in 1955?
Type Here

Companion for book written by Doreen Rappaport 1 © Tanya G. Marshall-The Butterfly Teacher

Google Slides Version


The second option is a Google Slides version. A direct link is provided once you make your purchase.





THANKS for your interest
in this resource.

Follow me on Teachers Pay Teachers for more freebies, first dibs on discounts, and new releases.



The Butterfly Teacher on TPT

Enjoy the Bundle Deal!

This resource is a part of a money-saving bundle here:

BLACK HISTORY MONTH ACTIVITIES
bundle

Black History Month Biographies
FREE "I have a dream" Bookmarks
MARTIN'S BIG WORDS
TOM MORRISON Reading & Vocabulary Set

4th-6th Grades
MADAM C.J. WALKER Reading & Vocabulary Set
Oprah Winfrey biography
Let's Talk About RACE

AND MORE!
©Tanya G. Marshall
The Butterfly Teacher



WWW.THEBUTTERFLYTEACHER.COM

