

PUMPKIN PUZZLE



THE SCARE OF A LIFETIME

I had never been more scared in all my life. They had said it would be fun; my grandfather, my mom, and my little brother. This was NOT my idea of fun.

We were out in the middle of nowhere, surrounded by three looming warehouses. It was dark. And there were screams in the air. We'd made it through two of the "fun houses." One was filled with crazy actors dressed as doctors, popping out of trick walls, holding fake syringes in their hands. "Who thought of this place?" I thought to myself.

"Ooh, let's go into the soldier's graveyard!" My brother said excitedly.

"Sounds good," my grandpa said, sounding slightly bored.

"Ummm, no! Absolutely not! I'm not going in there," I said, looking at my mom with pleading eyes.

"Oh, come on! It's just a Halloween haunted house. You'll be fine," she said in return.

I took a slow, deep breath. *I hate this, I hate this!* I thought to myself.

"...Okay," I said finally in a small voice.

We walked towards the foggy entrance of the soldier's graveyard. I could hear the screams of people as they walked through the pathway. I grabbed my mom's arm and pulled.

"Ava! Ava, stop it! Let's go! You're being silly!" She scolded.

Another deep breath.

"Ava, you're cutting off my circulation! Let go of my arm!" My mom said.

I dropped her arm hesitantly, cowering behind her.

I heard a branch crunch behind me. I whirled around quickly.

What was that? I thought to myself.

I could hear my heart beating in my ears.

And suddenly... I heard it.

"...Ava..."

The voice being called across the graveyard was my own! It sounded both far away and eerily close. There it was again! I turned back around to grab my mom but my whole family was gone!

"...Ava." Closer this time...

Another broken branch, gravel crushed underfoot.

Then, a breath. Just inches from my ear. The voice. It leaned closer and said, "Hello, Ava."

I must have jumped fifteen feet in the air before I started running at full speed. I didn't know where I was going but I knew it would be as far from here as possible!

All of a sudden, I heard a new sound. Laughter. I took in another deep breath and slowly turned around. My mom, my brother, and my grandpa were hunched over cackling. Then my grandpa lowered his voice into a scratchy whisper and said my name again.


Oh, my; it had been him all along! I felt my heart rate slow back to normal. Inside, I was already plotting how I could get them back for the scare of a lifetime!



Directions

- In piece ❶ write your name in a fancy way, but make sure you can still read it. Color it.
- In piece ❷ write about how you would describe autumn. Include an image if you wish. Then color it.
- In piece ❸ describe your favorite leaf color. Draw an image and color it.
- In piece ❹ write about your favorite autumn.
- In piece ❺ describe your favorite activity that you like to do on or around autumn. Include an image if you wish. Then color it.
- In piece ❻ describe your favorite autumn food or drink. Draw an image and color it.
- In piece ❼ describe your favorite scarecrow. Draw an image and color it.


Autumn Excitement




Directions

- In piece ① write the "how" of the reading text.
 - In piece ② write the "what" of the reading text.
 - In piece ③ write the "where" of the reading text.
 - In piece ④ write a brief summary of the reading text using all the other pieces.
 - In piece ⑤ write the "who" of the reading text.
 - In piece ⑥ write the "when" of the reading text.
 - In piece ⑦ write the "why" of the reading text.
 - When finished, add a splash of color to your puzzle pieces.
- Make sure your writing can be read.

Falling for Nonfiction Text





Halloween Excitement

Directions

- In piece ❶ write your name in a fancy way, but make sure you can still read it. Color it.
- In piece ❷ write about your Halloween costume. Include an image if you wish. Then color it.
- In piece ❸ describe your carved pumpkin. Draw an image and color it.
- In piece ❹ write about your favorite Halloween.
- In piece ❺ describe your favorite activity that you like to do on or around Halloween. Include an image if you wish. Then color it.
- In piece ❻ describe your favorite Halloween candy. Draw an image and color it.
- In piece ❼ describe your favorite scary movie or book. Draw an image and color it.
- Carefully cut out all the pieces and assemble them together to form a pumpkin.
- Glue them to a large piece of construction paper assembled or tape the pieces together.

Halloween Excitement

Directions

- In piece ❶ write your name in a fancy way, but make sure you can still read it. Color it.
- In piece ❷ write about your Halloween costume. Include an image if you wish. Then color it.
- In piece ❸ describe your carved pumpkin. Draw an image and color it.
- In piece ❹ write about your favorite Halloween.
- In piece ❺ describe your favorite activity that you like to do on or around Halloween. Include an image if you wish. Then color it.
- In piece ❻ describe your favorite Halloween candy. Draw an image and color it.
- In piece ❼ describe your favorite scary movie or book. Draw an image and color it.
- Carefully cut out all the pieces and assemble them together to form a pumpkin.
- Glue them to a large piece of construction paper assembled or tape the pieces together.