

Fall print and digital mini books or readers and activities. Content is almost identical.

8 sets

- Signs of Fall
- Halloween
- Pumpkins
- Apples
- Thanksgiving
- Fire Safety
- Election Day/Veteran's Day
- Hibernation/Migration



# Digital readers

- Google slides
- Preloaded SeeSaw links
- Audio
- Interactive in some way with many moveable images

# Print readers

- Most sets come with 2 readers and are also interactive. Usually cut and paste activities.



# Life Cycle of an Apple Tree (sample pages)



# Apple Counting 1-5 (sample pages)



2 activities about fall

Each activity comes with pre-loaded  
SeeSaw links and Google slides files.

Audio is included for each activity.

Content is almost identical to the print  
mini-books about apples.

Each activity has moveable pieces.

I see \_\_\_\_\_ apples.



©Staying Cool in the Library

I see \_\_\_\_\_ acorns.



©Staying Cool in the Library



- 3 activities about pumpkins
- Each activity comes with pre-loaded SeeSaw links and Google slides files.
- Audio is included for each activity.
- Content is almost identical to the print mini-books about Halloween
- Each activity has moveable pieces.



How to **CARVE** a  
**PUMPKIN**



What I See on Halloween (sample pages)  
Students highlight 4 sight words on each  
slide (I, see, a, and).

Students can use the highlight tool in SeeSaw.  
In Google Slides I inserted highlighting strips.



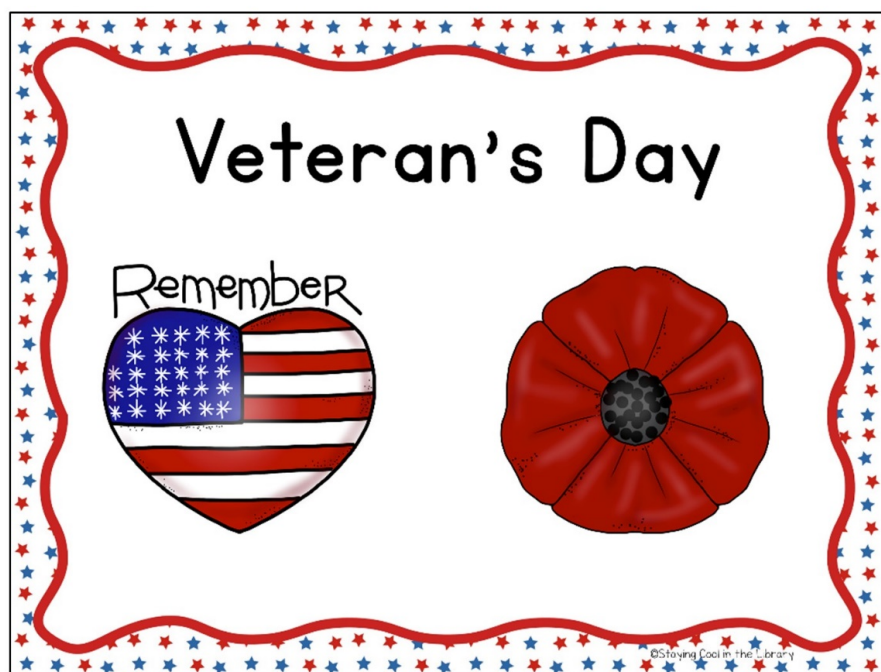
Look for these words.  
Highlight them when  
you find them.

I see a and

©Staying Cool in the Library



- I activity about election day and I about Veteran's Day
- Each activity comes with pre-loaded SeeSaw links and Google slides files.
- Audio is included for each activity.
- Content is almost identical to the print mini-books
- Each activity has moveable pieces.




# Election Day (sample pages)

15 slides

Slides 1-8 give facts about elections and the importance of voting.

Slides 9-15 true and false questions about what is talked about on the previous slides. 3 questions with answers and directions.

Election day is in November. It is always on a Tuesday.





Read the sentence.  
Is it true?  
Is it false?  
Move your answer.

**TRUE** Christmas is in December.      **FALSE** It is cold in the summer.

© Staying Cool in the Library

On election day, you fill out a ballot to choose who you want to win.



We vote for president every two years.

**FALSE** We vote for president every four years.

© Staying Cool in the Library

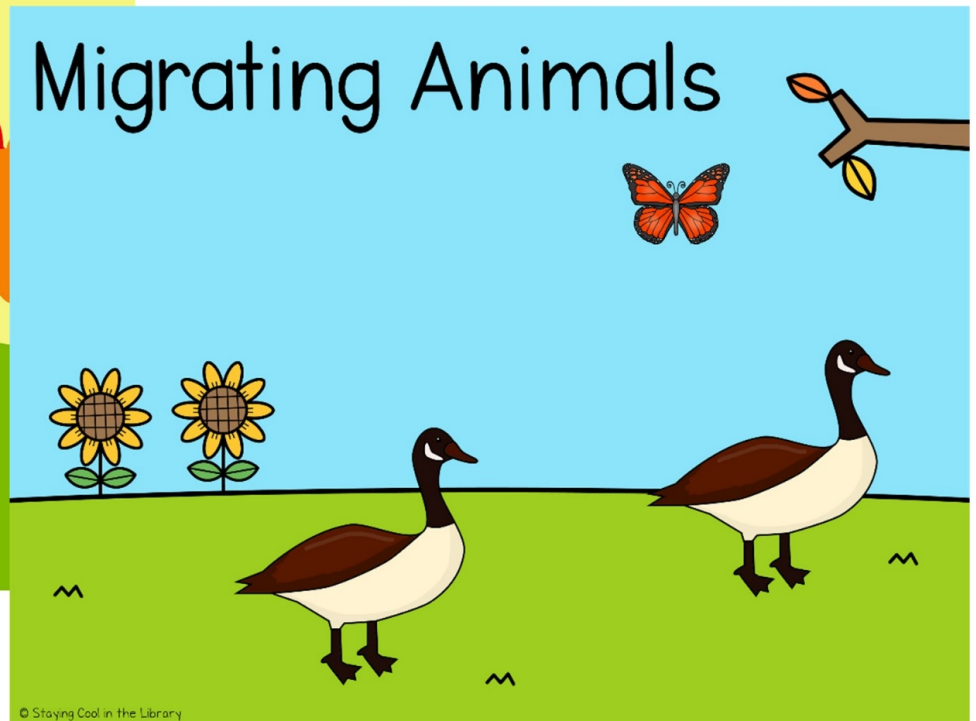


- 1 activity about hibernation and 1 about migration
- Each activity comes with pre-loaded SeeSaw links and Google slides files.
- Audio is included for each activity.
- Content is almost identical to the print mini-books about Halloween
- Each activity has moveable pieces.

## Who Hibernates?



## Migrating Animals



# Migrating Animals (sample pages)

7 slides



Slides 1-6 give facts about migration and animals who migrate.

Slide 7 is a sorting activity. Students must sort the animal pictures into those that hibernate and those that migrate.



Who migrates? Who hibernates? Sort the pictures below.

Migration is when animals move someplace warm for winter.

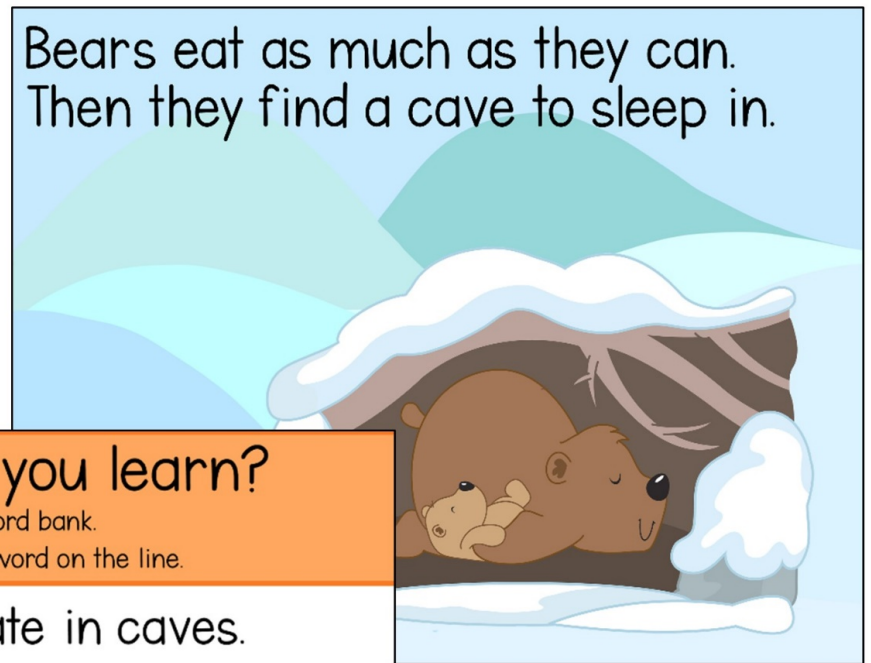

 Migrates		 Hibernates	
 goose	<input type="text"/>	 bat	<input type="text"/>
 butterfly	<input type="text"/>	 <input type="text"/> <input type="text"/>	


# Hibernating Animals (sample pages)

11 slides


Slides 1-8 give facts about hibernation and animals who hibernate

Slides 9-11 ask simple questions about the previous slides. Students are given a word bank and need to type in their answers.



 What did you learn?  
Use the word bank.  
Write the word on the line.

Two animals hibernate in caves.  
What are they?




Word Bank		
fox	bear	squirrel
bat	snake	raccoon

\_\_\_\_\_

**Type Here**      **Type Here**

© Staying Cool in the Library

# Signs of Fall (sample pages)



# Thanks at Thanksgiving (sample pages)

7 slides

Talks about the good things in our life we can be thankful for

These include special people, people in our community, things we enjoy and things we need.

Most of the slides have moveable images.

Two slides students will need to type an answer

We give thanks to special people.



Who are you thankful for?

We give thanks to things we need.



food clothes home school

Match the picture to the words.



We give thanks for things we enjoy. What 3 things do you enjoy the most?

Move the pictures of 3 things you enjoy the most.



# Thanksgiving Then and Now (sample pages)

12 slides

Talks about the differences between the first Thanksgiving and Thanksgiving now.

Food, chores, school, cooking, fun and games and transportation

Only the last slide has moveable images. Students will do a past/present sort

## Then:


The Pilgrims ate corn, pumpkins, fish and wild birds.



©2014 Staying Cool in the Library

## Now:


We cook on a stove and bake in an oven.



©2014 Staying Cool in the Library











## Now:

We go to school all day. We do chores when we come home.



©2014 Staying Cool in the Library

Directions: Sort the pictures into the correct column. Things that we did in the past and things we do now in the present.

 Past	 Present		
			
			
			

core

⑥

The core is what is left after we eat the apple.



Label the apple parts ⑦



⑤

seeds



flesh



stem

③



stem

flesh

the top. It is the apple.

②

①

skin

Parts of an Apple

The skin is the outside of the apple.




by: Elena P



Where is Frankie: positional words. Students cut and paste Frankie in the correct spot on each page. Alternate version, Frankie is already in the correct spot. Students just read and color.

Frankie is on the hay bale.



©2016 Staying Cool in the Library

Frankie is beside the haunted house.



©2016 Staying Cool in the Library





# What I See on Halloween

Students read and color the emergent reader.

Comes in a color and a black/white version.

I see a bat  
furry and  
brown.




I see the  
moon round  
and yellow.




I see a witch  
with a pointy  
purple hat.



I see a  
cat soft  
and black.




#  
Autumn



Name: \_\_\_\_\_

#  
Autumn is here.  
There are changes all  
around.




I see pumpkins.




3

I see squirrels.



4


I see fall.



Name: \_\_\_\_\_

How Do You Know It's Fall?

Cut  Glue 



#

Migration is when animals move someplace warm for the winter.

#

Monarch butterflies fly south to find food and to stay warm.

#

5

Bears eat as much as they can. Then they find a cave to sleep in.

4

Raccoons sleep in a hollow log or tree. They only stay asleep when it is really cold.

5

Hibernating animals breathe slowly. Their heart beat slows down.

2

Name: \_\_\_\_\_

Cut Glue

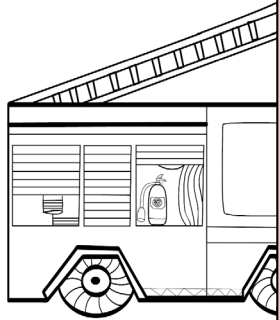
**Migrate or Hibernates?**

Migrates	Hibernates
<input type="checkbox"/>	<input type="checkbox"/>
<input type="checkbox"/>	<input type="checkbox"/>

whale bear reindeer bat goose butterfly chipmunk snake



# FIRE SAFETY



Name: \_\_\_\_\_

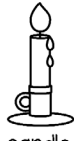
Draw a X over unsafe things.  
Circle safe things.



lighter



key



candle

Tell an adult  
about unsafe  
things.



wagon



matches



marker

1

Name: \_\_\_\_\_

## My Fire Escape Plan

Write



## I Can Stay Safe


Name: \_\_\_\_\_

I can keep away from fire.



1

I can stay safe!



6

I can stay away from unsafe  
things.



2

Cut on the dotted lines. Put the pages in order. Staple the pages on top of page 6.



Plant the seeds in the soil.  
Water the seed so it will grow.



Carve the face.

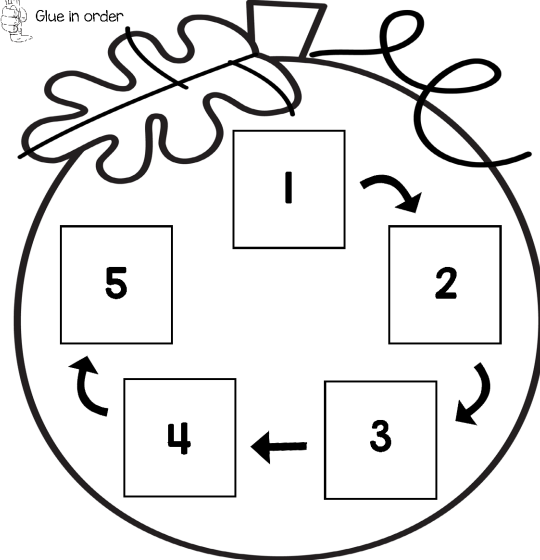


## Growing Pumpkins

Name: \_\_\_\_\_

Cut

Glue in order



©2016 Staying Cool in the Library



# Thanksgiving Then and Now Reader

5 pages

Color and B/W

Then: The Pilgrims ate corn, pumpkins, fish and wild birds.



Now: We eat turkey, mashed potatoes and pumpkin pie.



Then: The first Thanksgiving lasted for 3 days.



Now: Many families go shopping the day after Thanksgiving.

Then: Pilgrim children did not go to school. They stayed home and did chores.



Now: We go to school all day.



Then: The Pilgrims walked or rode horses.



Now: We drive cars and ride bicycles.



# Give Thanks on Thanksgiving Reader

7 pages

Cut and paste

## On Thanksgiving we



by: \_\_\_\_\_

### We give thanks to special people.



teacher



family



friend

Who are you thankful for?





We give thanks to our community.



fireman



police



doctor




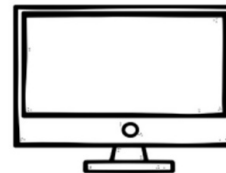

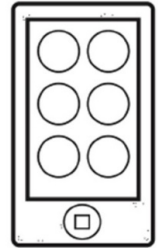
3




Match the picture

Staying Cool in the Library


We give thanks for things we enjoy.



We give thanks to things we need.



food



home



clothes



school




things you enjoy. Cross out the others.

6



Match the picture to the words

Staying Cool in the Library



# Election DAY

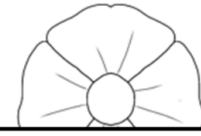

On election day,  
people fill out a  
ballot to choose who  
they want to win.

Election day is in  
November. It is  
always on a Tuesday.



2

# Veteran's Day




By: \_\_\_\_\_

Veteran's Day is on November 11<sup>th</sup>. It is  
a day to say thank you to our soldiers.

November  
11<sup>th</sup>



Veterans kept our country safe.



3

# Vote