





Type in the title of your iCraftivity, such as iCalifornia or iVocabulary, based on your concept.



Two different iPad bottoms- one with lines and one without.



App pages with open instructions and app pages where you can type the instructions.

HOW IT WORKS:

The top foldable "app" is where you type the term/word/phrase and students illustrate it or insert an image.

The bottom part of the "app" is where students define or explain the term/word/phrase.

Name: _____

RUBRIC				
	4	3	2	1
Illustrations	All of the illustrations demonstrated creativity.	Most of the illustrations demonstrated creativity.	Some of the illustrations demonstrated creativity.	Little or none of the illustrations demonstrated creativity.
Explanation	All of the explanations about the words/phrases was complete and accurate.			
Conventions in writing	All of the writing demonstrated grade-level grammar, capitalization, punctuation, or spelling.			
Neatness	All of the handwriting on project was done neatly.			

Comments: _____

Name: _____


RUBRIC				
	4	3	2	1
Illustrations				
Explanation				
Conventions in writing				
Neatness				

Comments: _____

Total Points: _____

3 different rubrics. One completely done for you, one done but open for you to tweak the words, and one completely open to do yourself.

****Personal classroom use only. Not for commercial use/selling use.****



Digital slides, including the rubrics, for teachers who want to incorporate technology, are teaching hybrid or distance learning.