


DIGITAL

GOOGLE™ SLIDES








BACK TO SCHOOL LIBRARY MANNERS GR. K/1

Includes

- book care
- being respectful
- social distancing
- library procedures



Remember to follow these social distancing rules.

	<p>Wear your mask</p>		<p>Greet from a distance</p>		
				<p>Stay 6 feet apart</p>	
					

eStaying Cool in the Library



Library Manners Gr. K/1 Preview

This is a choice board that reviews library manners. Some of the directions can be changed, but this is not an editable resource.

There are six activities for students to complete.

- Activity 1: You will insert a link to a video read-aloud if you are not able to read this book in person.
- Activity 2: Student will choose pictures that show students acting respectfully.
- Activity 3: This is a reminder to students to say please and thank you when speaking to someone.
- Activity 4: Students will match a picture to the library rule it is showing.
- Activity 5: This is about how to follow social distancing when visiting the library. This is a brand-new activity that I just created. Since I have not been back to school since this all started, I do not know if these rules are the ones that we will end up following. I can modify this activity if needed.
 - The student will match a picture to the rule.
 - Wear your mask
 - Stay 6 feet apart
 - Use your own supplies
 - Greet from a distance
 - Wash your hands often
 - Cough and sneeze into your elbow
 - Keep your books to yourself
- Activity 6: this is an editable slide. I wanted to provide you with a chance to add your own special library rules that apply to your situation. You can edit the directions on this slide and the text on the accompanying activity slide. I did not create an activity for this slide specifically. I thought that you could use these slides to type your own rules. Examples: the librarian will bring books to your classroom for you to choose from. Only 5 students from your class will be allowed in the library at a time. At the bottom of this slide is a link to a jigsaw puzzle.



Library Manners Gr. K/1 Preview


Library Manners Activities
Start with activity #1. Then do the activities for each of the other slides. You can do these in any order. Cover up the box when you complete an activity.

ACTIVITY ★ 1	ACTIVITY ★ 2	ACTIVITY ★ 3
ACTIVITY ★ 4	ACTIVITY ★ 5	ACTIVITY ★ 6

Library Manners #1



Watch this video about library manners.



Place a star over the pictures that show a student being respectful.



Remember to say please and thank you.

May I check this book out
please

Thank you
for helping me.




Drag images from the left to match them with corresponding images on the right



- Follow directions
- Don't leave messy shelves
- Keep books in a safe spot
- No running in the library
- No food or drinks in the library
- Raise your hand
- Listen to the story nicely
- Turn pages gently
- Use gentle hands

Remember to follow these social distancing rules.



Library Manners #6
There will be special rules for how you use the library this year. Read about these new rules on the next slide.

Go to activity

Special library rules

[Click here to complete a jigsaw puzzle](#)

