

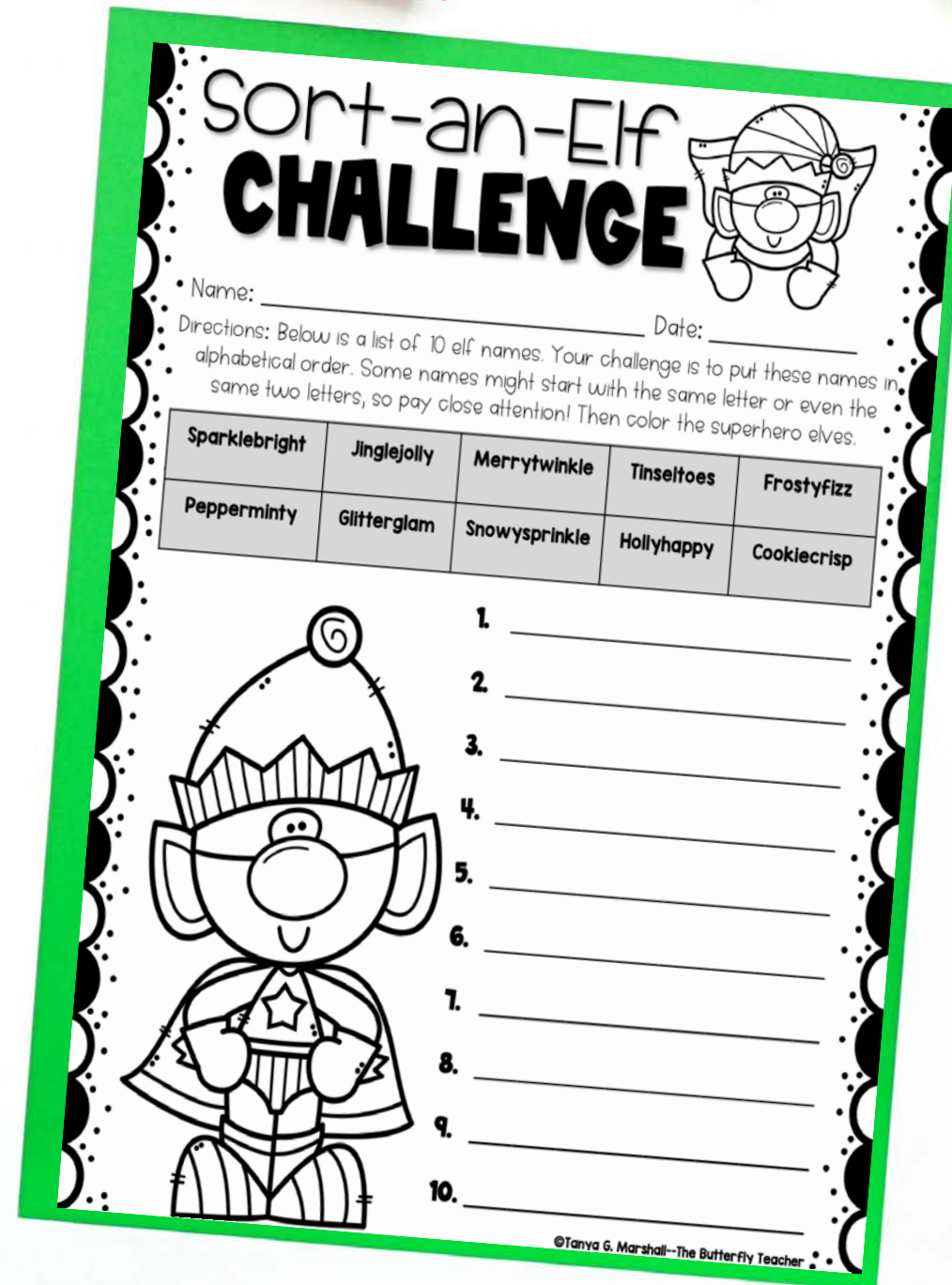

# December Holidays FUN ACTIVITIES

25 No-Prep Printables

Easy, No Stress

Lesson Plan Included

Variety of Winter  
Holidays Included



# Why You'll Like These Christmas Worksheets 📌



- ✓ Fun for students
- ✓ Easy to use
- ✓ Includes ELA & Math Review
- ✓ Works for any time during December

**THE CODE**  
Cracker

Name: \_\_\_\_\_

Directions: Each letter in the phrase has been replaced with a random letter or number. Try to decode the message that gives the answer to this:  
Why did Rudolph have to attend summer school?

A	B	C	D	E	F	G	H	I	J	K	L	M
16	25	18	19	6	24	17	4	12	10	11	8	13

N	O	P	Q	R	S	T	U	V	W	X	Y	Z
22	23	26	20					15	21	3	1	14

B \_\_\_\_\_

W \_\_\_\_\_

**Amazing ALLITERATIONS**

Name: \_\_\_\_\_

Directions: Draw a line to match the holiday phrases that are "alliteration pairs." Then write the letters on the line with their matching numbers below to solve the riddle. Example: Happy Holidays

**RIDDLE:** I'm a merry, miniature man making marvelous, magical toys in a merry, mystical land. Who am I?

1. MERRY	9	WONDERLAND	2
2. FESTIVE	1	STUFFERS	
3. WINTER	5	FIREPLACE	8
4. JOLLY	3	ROMP	
5. CANDY		CANE	6
6. REINDEER		MISTLETOE	

**TRUE or FALSE**

Name: \_\_\_\_\_

Directions: Latkes are enjoyed during Hanukkah celebrations. Read the recipe below on how to make them. Then, decide if each statement on the right is true or false based on the recipe.

**Latke Recipe**

**Ingredients:**

- 2 large potatoes
- 1 small onion
- 2 eggs
- 2 tablespoons of all-purpose flour
- 1 teaspoon of salt
- ½ teaspoon of black pepper
- Oil for frying

**Instructions:**

1. Peel and grate the potatoes and onion.
2. You need to peel and grate the potatoes and onion.
3. Four eggs are used in the recipe.
4. The latkes are fried in butter.
5. Salt and pepper are added for seasoning.
6. The latkes should be fried for 10 minutes on each side.
7. Flour is used in the mixture.
8. The recipe includes a small onion.
9. You should drain the latkes on a paper towel after frying.
10. Black pepper is not used in the recipe.

©Tanya G. Marshall--The Butterfly Teacher

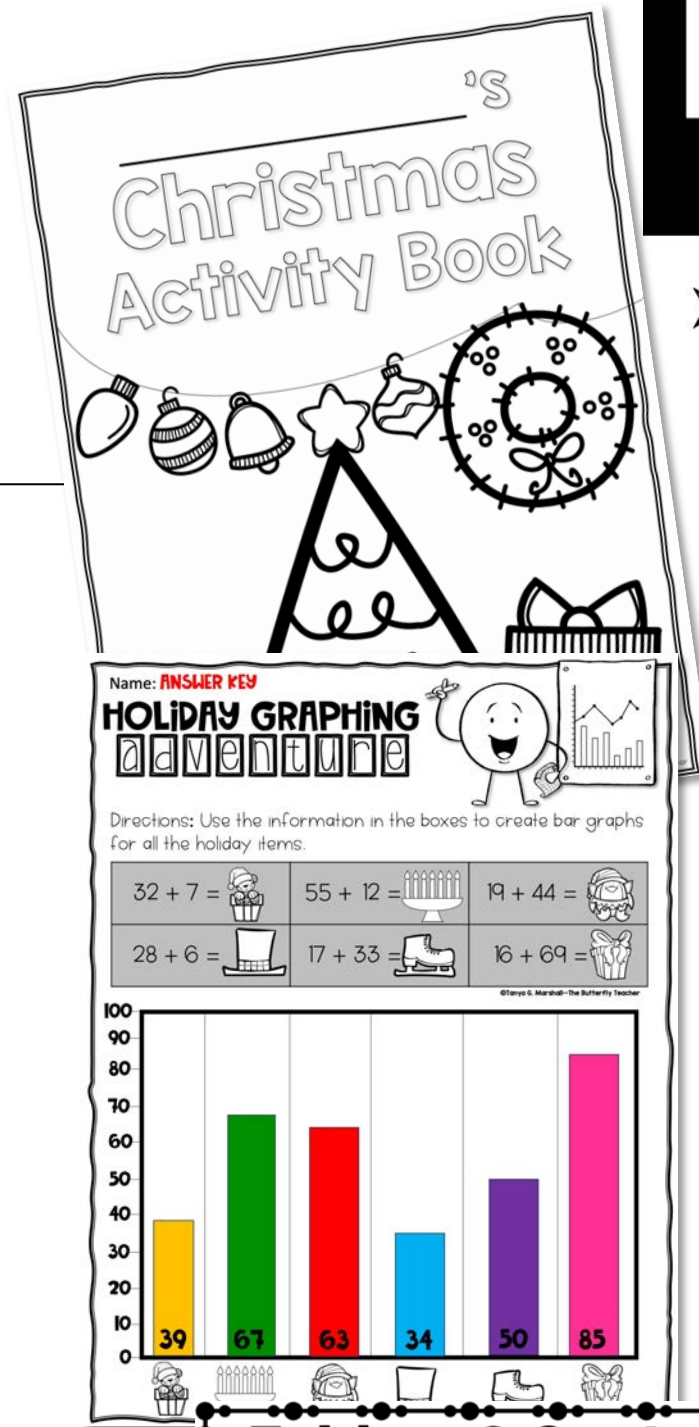
# Extras that help you

# SAVE TIME!

✓ Lesson Plan Tips & Prep List

✓ 4 Options for Activity Book Covers

✓ Answers Keys



## Table of Contents

A. Lesson Plan Notes	p. 3-4
B. Various Activity Book Covers	p. 5-11
1) Holiday Student Questionnaire	p. 12-13
2) Design Your Own Elf	p. 14-15
3) The Holiday Hunt Word Search	p. 16
4) The Holiday Shopping Spree Math	p. 17-19
5) My Winter Story Creative Writing	p. 20-22
6) I Spy Activity Pages	p. 23-25
7) Winter Word Search	p. 26
8) Festive Phrase Findings	p. 27-28
9) Sort-an-Elf Challenge	p. 29
10) Time for an Elfie: Get Your Elf Name	p. 30-31
11) Celebrate Symmetry Math	p. 32-33
12) Christmas Crossword Puzzle	p. 34-36
13) Design Your Own Holiday Sweater	p. 37
14) Christmas Countdown Writing	p. 38
15) Reindeer Magic: ABC Order	p. 39
16) Multiplication Mingles: Word Problems	p. 40-41
17) Faces Say It All: Creative Writing	p. 42-43
18) Holiday Graphing Adventure	p. 44
19) Holiday Word Jumble	p. 45
20) Merry Christmas Word Creator	p. 46
21) Amazon Alliteration	p. 47

# LESSON PLAN NOTES

## TEACHER PREP WORK

### ➤ To-Do/ Prep Work:

- Print all pages of this December Holidays Activities Book
- Make \_\_\_\_\_ copies (except for the cover pages)
- Make \_\_\_\_\_ copies of the \_\_\_\_\_ covers
- OPTION: Bind or staple all other pages together in a booklet *Leave the "Holiday Heart-to-Heart questionnaire" pages out. You will take these up and keep for your records.*
- OPTION 2: Only print certain pages to pass out to students on different days throughout December. These can be used for fast finishers, work during transitions,





desk.  
OR write on the board  
once you unpack, you can  
December Holidays Activity book."  
save time because you only need to  
instruct students to take their books



# USE THESE FOR...

- ✓ Morning Work
  - ✓ Transition Activity
  - ✓ No-Prep Sub Work
  - ✓ December Class Party
  - ✓ Independent or Partner Work
  - ✓ Winter Holidays Centers
  - ✓ Early Finishers...
- AND MORE!!**



# A variety of MATH & ELA CONCEPTS COVERED



- NO DIGITAL VERSION
- NON-EDITABLE
- STUDENTS CAN SELF-CHECK
- 25 WORKSHEETS INCLUDED