

Review & Practice

FRACTION WHEELS



created by the owl teacher

TEACHER'S INFORMATION PAGE

Thank you so much for your purchase!

This resource was created to provide your students' with extra fraction practice. It is my hope that it will be both helpful and engaging.

In the resource you'll find the following:

- Identifying Fractions Wheels with Visual Fractions
- Identifying Fractions Wheels with Number Line Fractions
- Identifying Fractions Wheels with Fractions of a Set
- Identifying Fractions Wheels with a Mix (of the three above)

All wheels can be found in a printer friendly, black and white version and a colored version. It is strongly recommended that you print on cardstock or glue to the back of poster board for sturdiness and then laminate for repeated future use.

Each card contains images of the wooden clothesline clips in order of the Fraction wheel, starting with the equation in the top 1 o'clock position and moving clockwise around the wheel. You will need to purchase clothesline clips and label them yourself ahead of time. These typically be found at the dollar store.

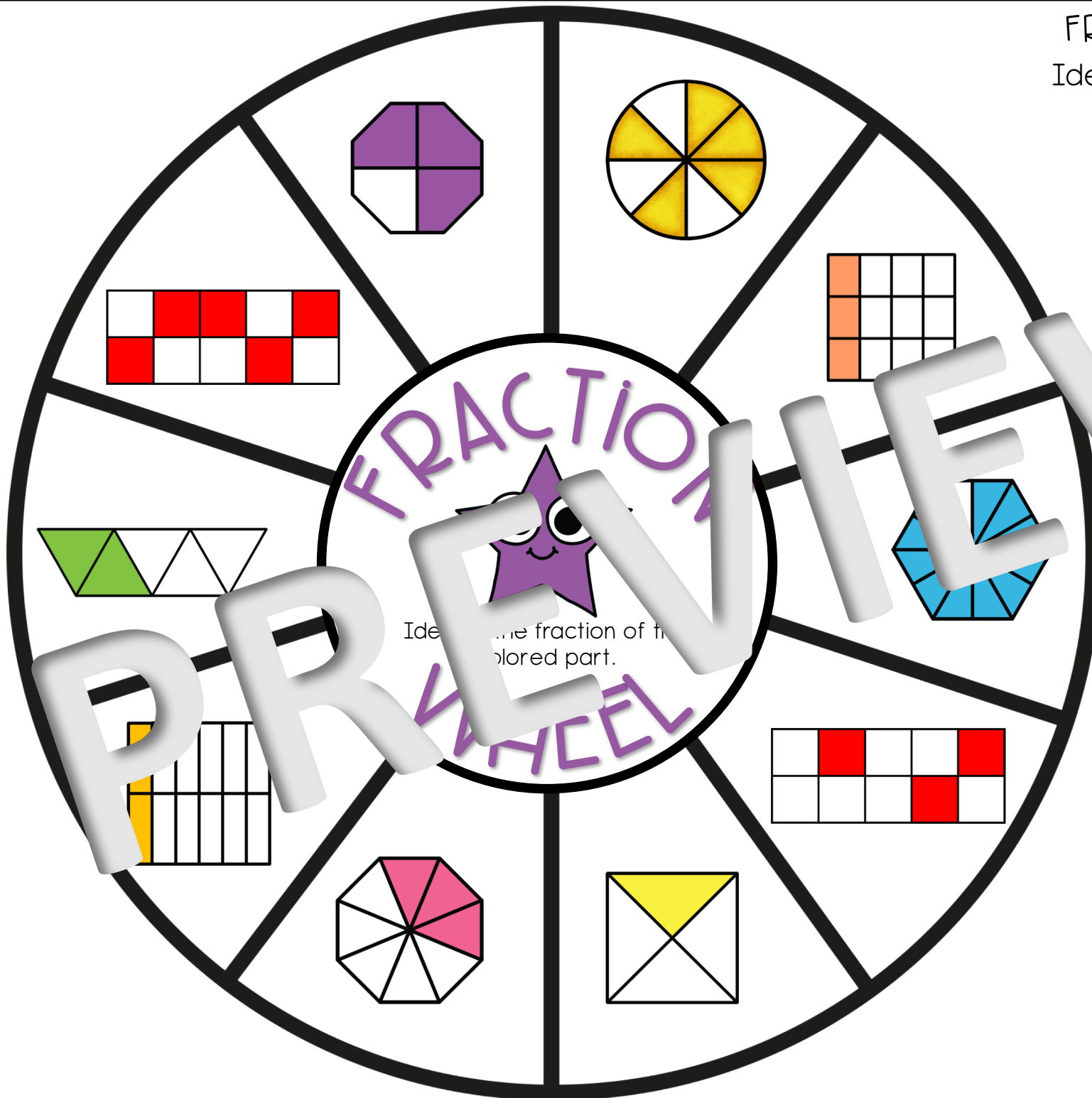
I always place my cut out circle and my clothesline clips in a large gallon sized Ziploc bag and place it at a center for my students to practice. It also works well for early finishers, small groups and partners.

Enjoy!

Tammy

FRACTION WHEEL

Identifying Fractions
Color



CLOTHESPINS NEEDED:

5/8

12

1/12

3/10

1/4

3/8

2/12

2/5

5/10

3/4

FRACTION WHEEL

Identifying Fractions
on a Number Line

Unit Fractions

Color

CLOTHESPINS NEEDED:

/ 10

/ 5

/ 3

1/8

1/2

1/4

1/6

1/12

1/7

1/9

FRACTION

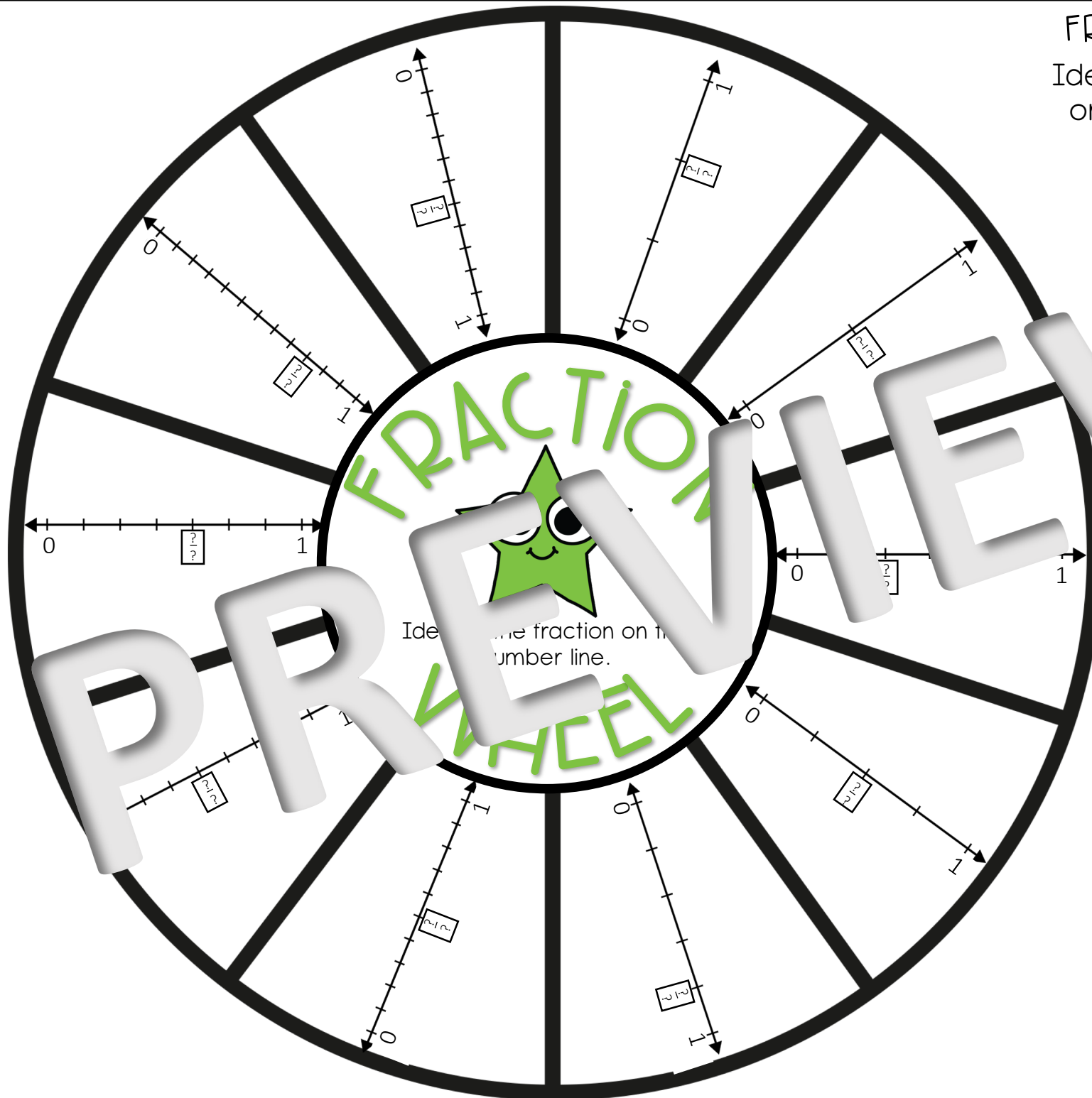


Identify the fraction on the
number line.

CANCEL

FRACTION WHEEL

Identifying Fractions
on a Number Line
Color



CLOTHESPINS NEEDED:

2/3

1/2

2/6

2/4

4/5

5/10

3/8

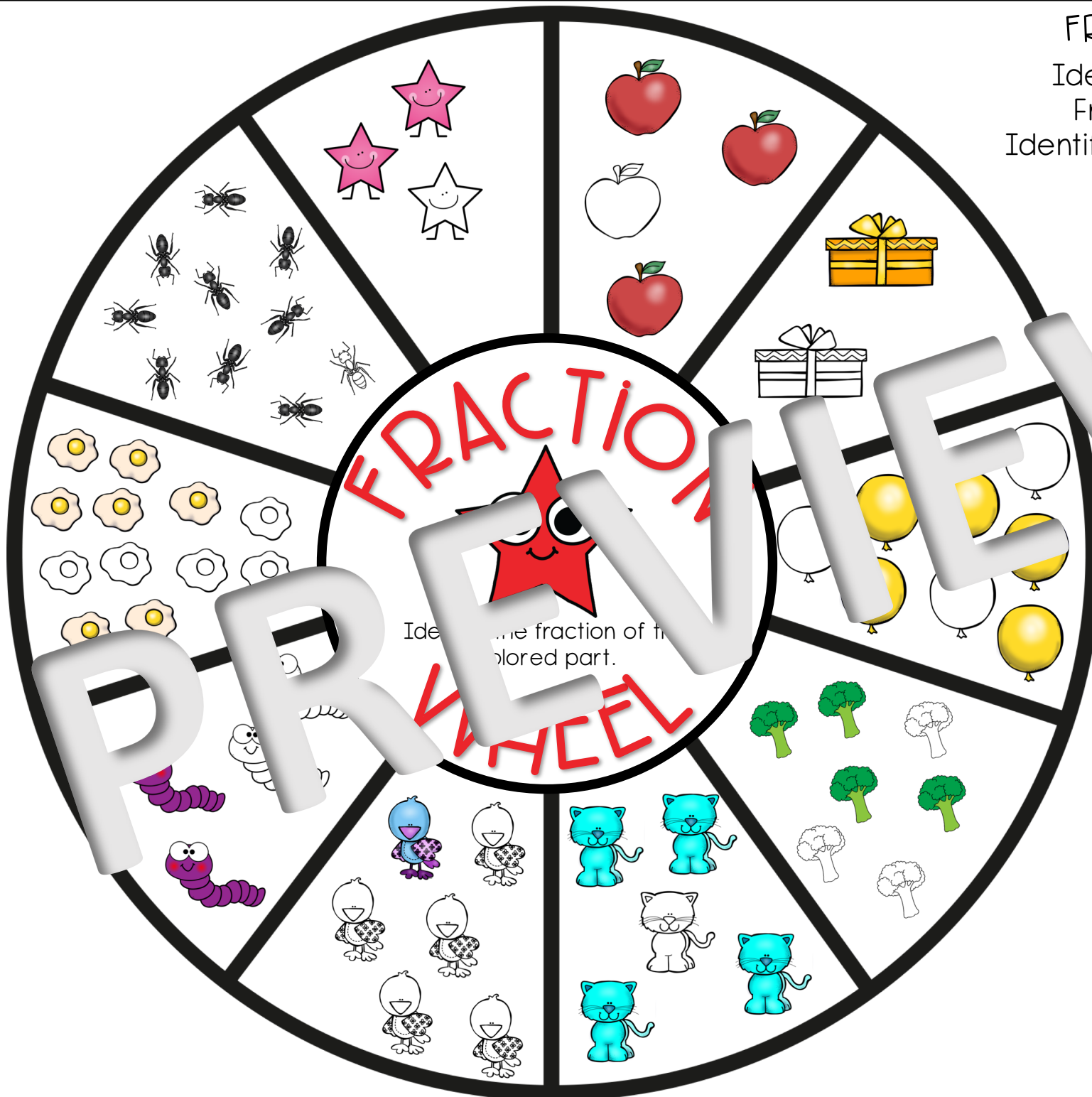
4/7

9/12

6/11

FRACTION WHEEL

Identifying Fractions
Fractions of a Set
Identify the Colored Items
Color



CLOTHESPINS NEEDED:

3/4

1/2

5/8

4/7

4/5

1/6

2/4

7/12

9/10

2/3

FRACTION WHEEL

Identifying Fractions

Mixed

Color

CLOTHESPINS NEEDED:

3/8

1/5

4/12

7/8

2/10

5/8

5/6

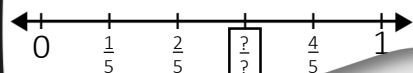
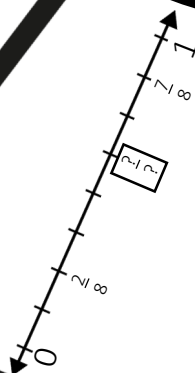
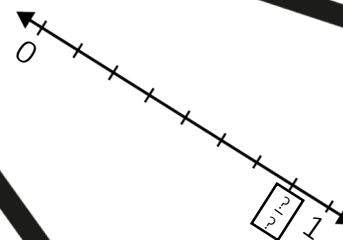


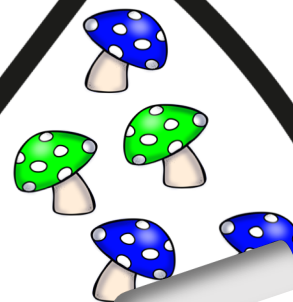
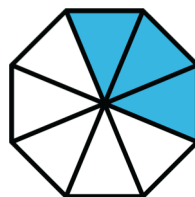

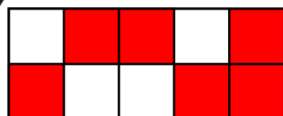
3/5

6/10

4/5


FRACTION WHEEL

Identify the fraction of the colored part.



FRACTION WHEEL

Identifying Fractions
Black & White



CLOTHESPINS NEEDED:

	2/8
	1/8
	4/4
	9/10
	3/5
	2/3
	2/5
	3/4
	4/6
	7/8