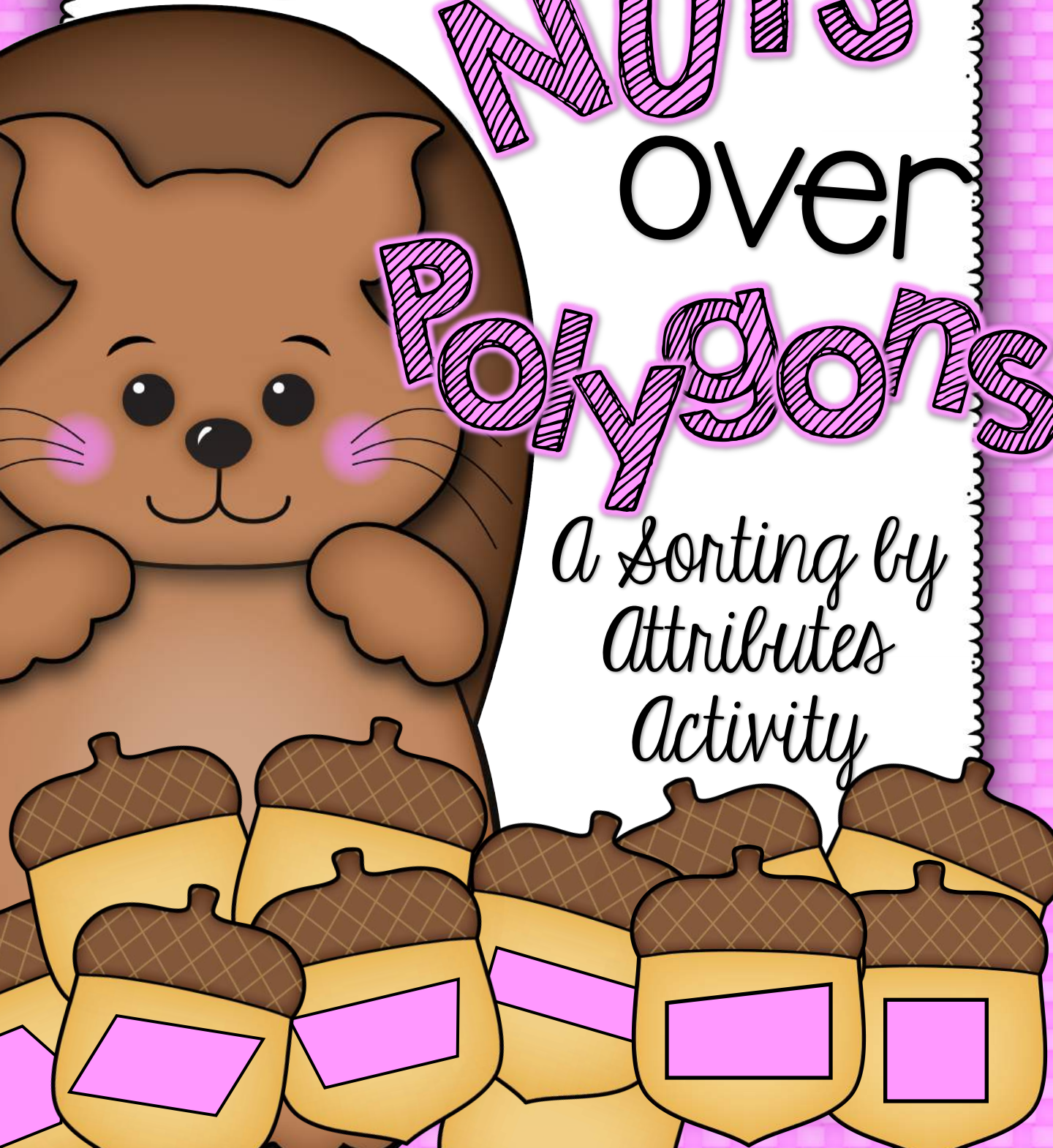


Going NUTS Over Polygons

*A Sorting by
Attributes
Activity*



Teacher Information

The purpose of this activity is to familiarize students with the attributes of polygons and to classify them based on their attributes. Students will need to take note that some polygons belong to multiple categories. For example, a square is also a rectangle, a parallelogram, and a quadrilateral.

I would recommend printing in color (though grayscale is fine too), laminating, and then cutting out the pieces.

This activity can be done in pairs or individually as a center, return-to-your-seat task, or in small groups.

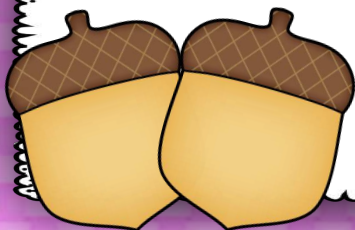
Students will sort the cards with the polygons on the nut to the appropriate squirrel (category). An answer key has been provided. Additionally, some categories can be removed if desired.

Directions


Match the polygons (nut) with the correct category (squirrel) based on similar attributes.

For an example, a square could be matched with the "square squirrel" and with the "parallelogram" squirrel.


When finished, check the answer key.



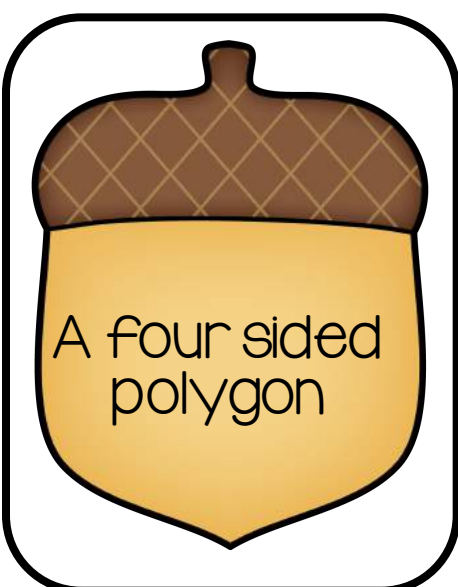


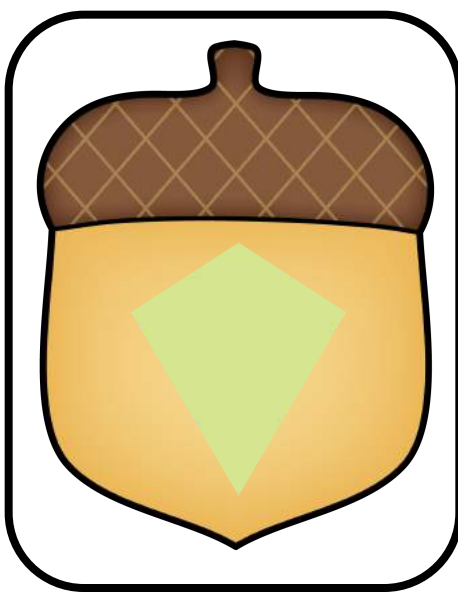
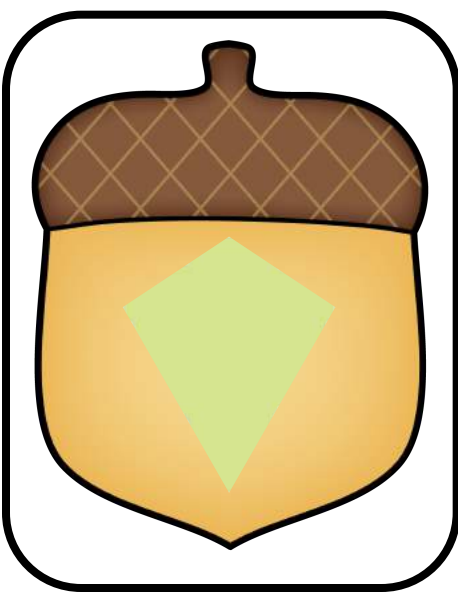



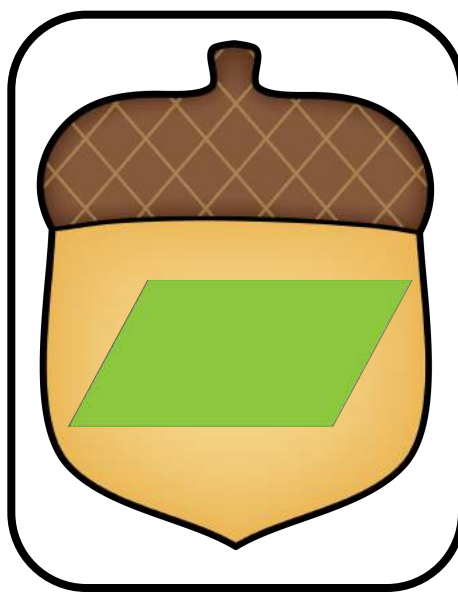


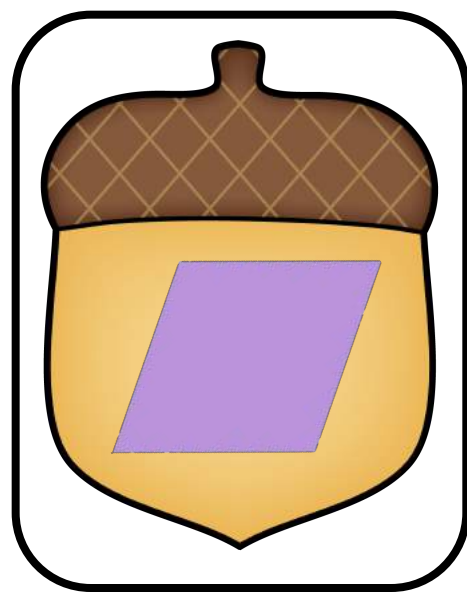
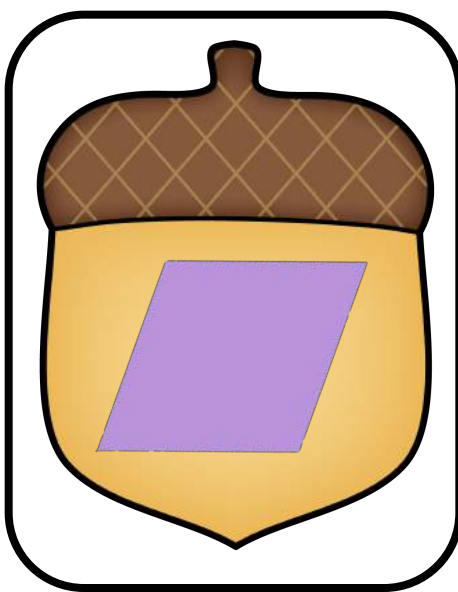

PREVIEW




PREVIEW









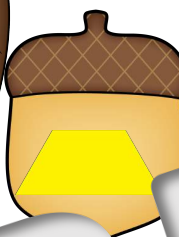
Answer Key



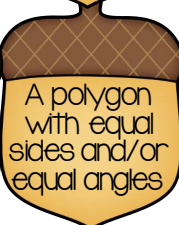
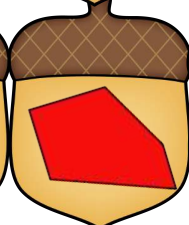
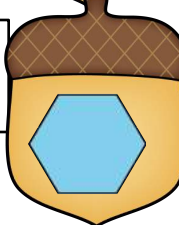




Rhombus



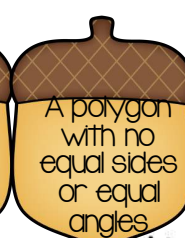



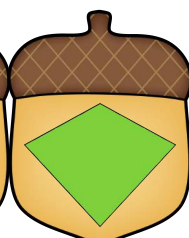

Trapezoid



Regular Polygons



Irregular Polygons



Thank You So Much

Thank you for purchasing my product! I hope you found this resource useful.

I know your time and money are important, so therefore I try to create products that are worth both. Anytime you see something that could be improved upon or any errors, please inform me, as I desire to do well. Feel free to contact me if you have any questions, ideas, or concerns at deshawtammy@gmail.com.

Keep an eye out for more resources that are free or reasonably priced, as I am always creating new products!

You can also follow my blog at www.theowlteacher.com for lots of creative instructional ideas and free downloads. By following me, you'll get updated notices about new ideas, products, and sales. My products are always 50% off the first 48 hours so follow me for those notifications!

Happy Teaching!



Copyright The Owl Teacher. All rights reserved by author. Permission to copy for single classroom use only. Electronic distribution limited to single classroom use only. Not for public display including but not limited to classroom websites.

Credits



<http://www.teacherspayteachers.com/Store/Zip-a-dee-doo-dah-Designs>

