

COMPOUND WORDS

find the secret words!



FREE!

LIZS-EARLY-LEARNING-SPOT.COM

HAPPY TEACHING!

PREPARATION: Print these pages onto card, cut them to separate and laminate if you wish.

Children look at the main graphic then clip the pictures that, when joined together, create that word.

Each card can make 2 compound-type words, so ask kids to try and find the second word represented by the smaller pictures. For eg, in the picture beside this text they can make 'fireman' and 'fishfingers.'


Please do not send this file to others, but direct them to Liz's Early Learning Spot where they can download it for themselves!

I hope your little ones enjoy this activity and wish you happy teaching and learning!

Liz

Liz's Early Learning Spot © 2016






Liz's Early Learning Spot © 2016



Liz's Early Learning Spot © 2016




Liz's Early Learning Spot © 2016



Liz's Early Learning Spot © 2016




Liz's Early Learning Spot © 2016

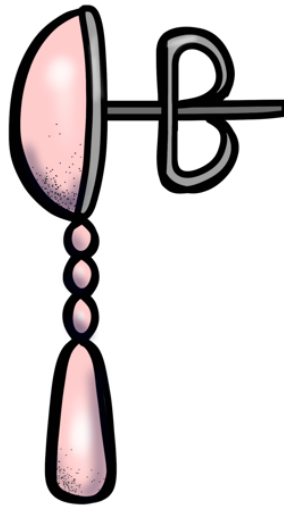


Liz's Early Learning Spot © 2016





Liz's Early Learning Spot © 2016




Liz's Early Learning Spot © 2016



Liz's Early Learning Spot © 2016




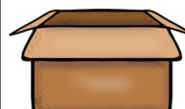
Liz's Early Learning Spot © 2016



Liz's Early Learning Spot © 2016



Liz's Early Learning Spot © 2016



COMPOUND WORDS



butterfly
dragonfly



fire truck
fireman



treehouse
treetop



jellyfish
fishfingers



football
underfoot



rainbow
raindrop



toothbrush
tooth fairy



earring
earwig



cowboy
milkman



armchair
chairlift



mailbox
email



basketball
handbasket

Liz's Early Learning Spot © 2016

Click on each picture below for these free activities.

BEGINNING SOUNDS CLIP IT CARDS

Transportation

FREE!

ENDING SOUNDS CLIP IT CARDS

Transportation

FREE!

ANT LIFE CYCLE

first, next, then!

FREE!

LONG & SHORT VOWELS

sort and read

FREE!

If you would like to take a look at my paid products you can find them at the stores below!

Teachers Pay Teachers

Teacher's Notebook