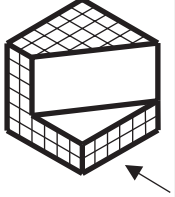

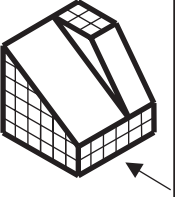
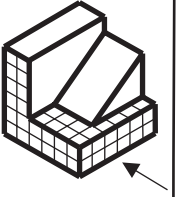
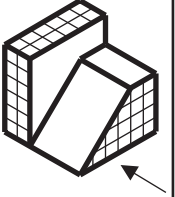
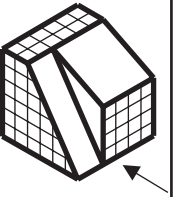



EJERCICIO DE VISTAS

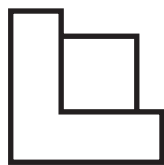
ALUMNO: _____ CURSO: 1º GRUPO: ____

Indica en la tabla siguiente los números de las vistas correspondientes a las piezas, teniendo en cuenta que la vista de Alzado se obtiene mirando la pieza en la dirección de la flecha (10 p.)


						
ALZADO						
PLANTA						
PERFIL						




1



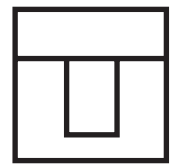
2




3



4




5



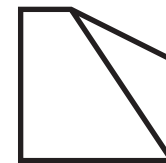
6




7



8




9



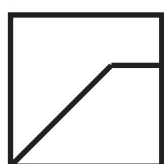
10



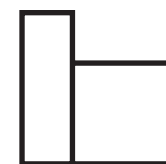
11



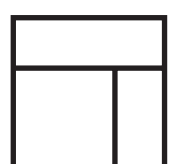
12




13




14



15



16



17

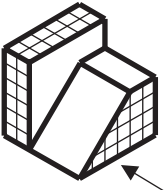
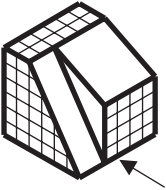
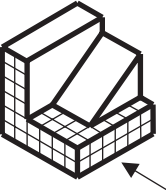
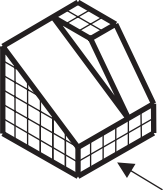
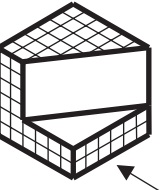



18

EJERCICIO DE VISTAS

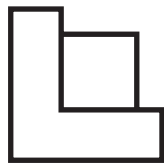
ALUMNO: _____ CURSO: 1º GRUPO: ____

Indica en la tabla siguiente los números de las vistas correspondientes a las piezas, teniendo en cuenta que la vista de Alzado se obtiene mirando la pieza en la dirección de la flecha (10 p.)

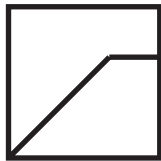
						
ALZADO						
PLANTA						
PERFIL						




1




2




3



4




5



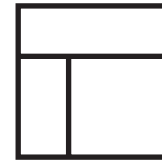
6



7




8




9




10



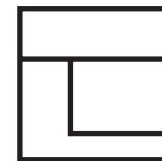
11



12



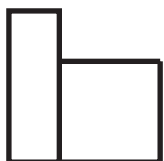
13




14



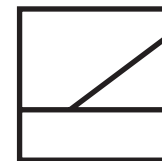
15



16



17



18