


Find and trace...



THE ALPHABET



HAPPY TEACHING!

I hope your kids really enjoy this activity!
If you have any questions or concerns regarding
this product please contact me at
lizearlylearningspot@gmail.com

For many more teaching ideas and freebies
like the ones below visit my blog,
Liz's Early Learning Spot

<http://www.lizs-early-learning-spot.com>



Please do not send this file directly to others,
but direct them to my blog so they can
download it for themselves. This helps keep
the blog growing so I can continue to
produce free materials for readers!



If you would like to take a look at my paid
products you can find them at the stores below!

Teachers Pay
Teachers

Teacher's
Notebook

Preparation

Just print off the colour or black and white picture below and you're ready to go!

How to use


1. Encourage your child to trace the letters alphabetically, they can use the alphabet strip at the bottom as a guide and cross them one off as they complete each letter.
2. Otherwise, rather than tracing randomly, ask them to trace the first letter in their name, or the first sound in 'cat.' **This activity will be much more effective** if children are thinking about and saying the sound of each letter before and after they trace it.
3. **Reuse it over and over:** the best idea is to laminate the page and have your child use a dry erase marker to trace the letters. Then they can be wiped away with a tissue and the page used many times.

Motivation for writing the alphabet

While some children need no incentive to write the alphabet, this scene adds interest and a bit of novelty for little ones who hesitate, or who only want to write one or two letters before giving up. Hopefully, it will help kids persevere a little longer than usual in their writing and give them a sense of accomplishment! Of course, they don't need to complete the entire alphabet in one sitting, it all depends on their ability to stay focused and the level of fine motor control they have.


Take into account how much they would normally be able to accomplish and encourage them to complete just that little bit more. Tasks like this shouldn't be overwhelming or forced on children, we want them to enjoy the process of learning to write which is where a bit of novelty like this is a great idea!





Find and trace each letter. Cross them off as you go!

- | | | | | | | | | | | | | |
|---|---|---|---|---|---|---|---|---|---|---|---|---|
| a | b | c | d | e | f | g | h | i | j | k | l | m |
| n | o | p | q | r | s | t | u | v | w | x | y | z |



Find and trace each letter. Cross them off as you go!

- | | | | | | | | | | | | | |
|---|---|---|---|---|---|---|---|---|---|---|---|---|
| a | b | c | d | e | f | g | h | i | j | k | l | m |
| n | o | p | q | r | s | t | u | v | w | x | y | z |