


Find and trace...



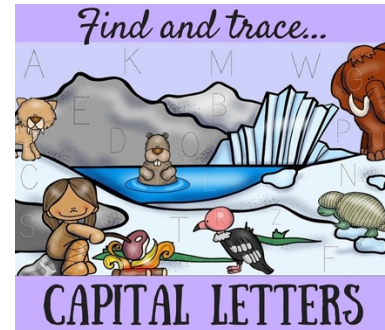

NUMBERS 1-20



HAPPY TEACHING!

I hope your kids really enjoy this activity!
If you have any questions or concerns regarding
this product please contact me at
lizsearlylearningspot@gmail.com

For many more teaching ideas and freebies like
the ones below visit my blog,
[Liz's Early Learning Spot](http://www.lizs-early-learning-spot.com)
<http://www.lizs-early-learning-spot.com>



Please do not send this file to others, but direct
them to my blog so they can download it for
themselves. This helps keep the blog growing
so I can continue to produce free materials for
readers. Thank you!



If you would like to take a look at my paid
products you can find them at the stores below!



Preparation

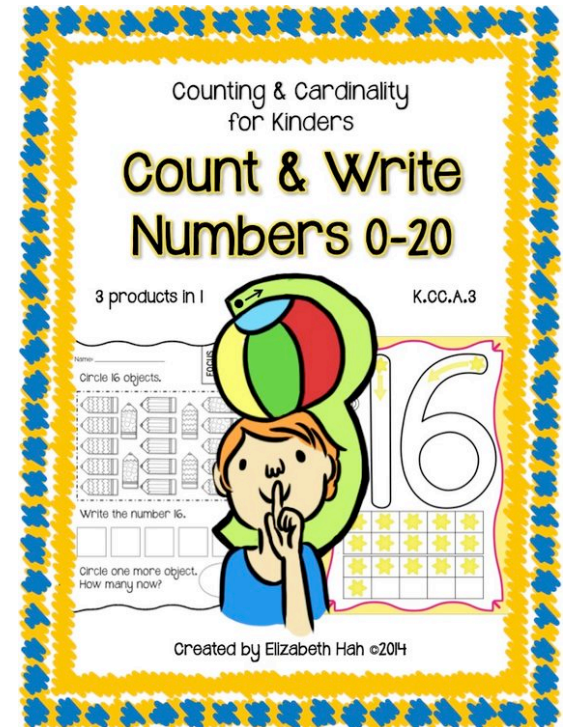

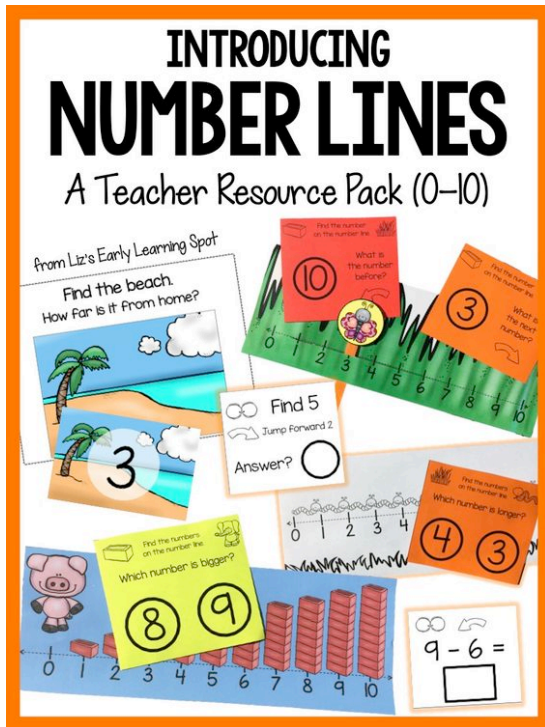
Just print off the colour or black and white pictures below and you're ready to go!


How to use

1. Encourage your child to trace the numbers in order, they can use the number strips at the bottom as a guide and cross them one off as they trace each number.
2. Otherwise, ask them to find a specific number and then trace it, and carry on this way rather than doing it in order.
2. **Reuse it over and over:** the best idea is to laminate the page and have your child use a dry erase marker to trace the numbers. Then they can be wiped away with a tissue and the page used many times.

If you're looking for more number activities, click on the links below.


Liz





Find and trace each number. Cross them off as you go!

- | | | | | | | | | | |
|----|----|----|----|----|----|----|----|----|----|
| 1 | 2 | 3 | 4 | 5 | 6 | 7 | 8 | 9 | 10 |
| 11 | 12 | 13 | 14 | 15 | 16 | 17 | 18 | 19 | 20 |



Find and trace each number. Cross them off as you go!

- | | | | | | | | | | |
|----|----|----|----|----|----|----|----|----|----|
| 1 | 2 | 3 | 4 | 5 | 6 | 7 | 8 | 9 | 10 |
| 11 | 12 | 13 | 14 | 15 | 16 | 17 | 18 | 19 | 20 |