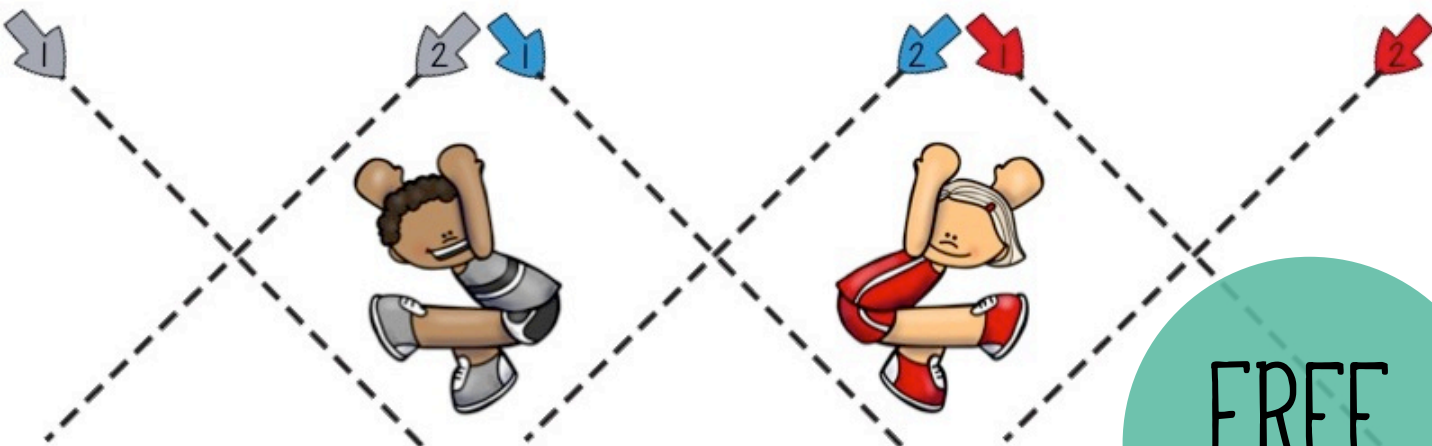
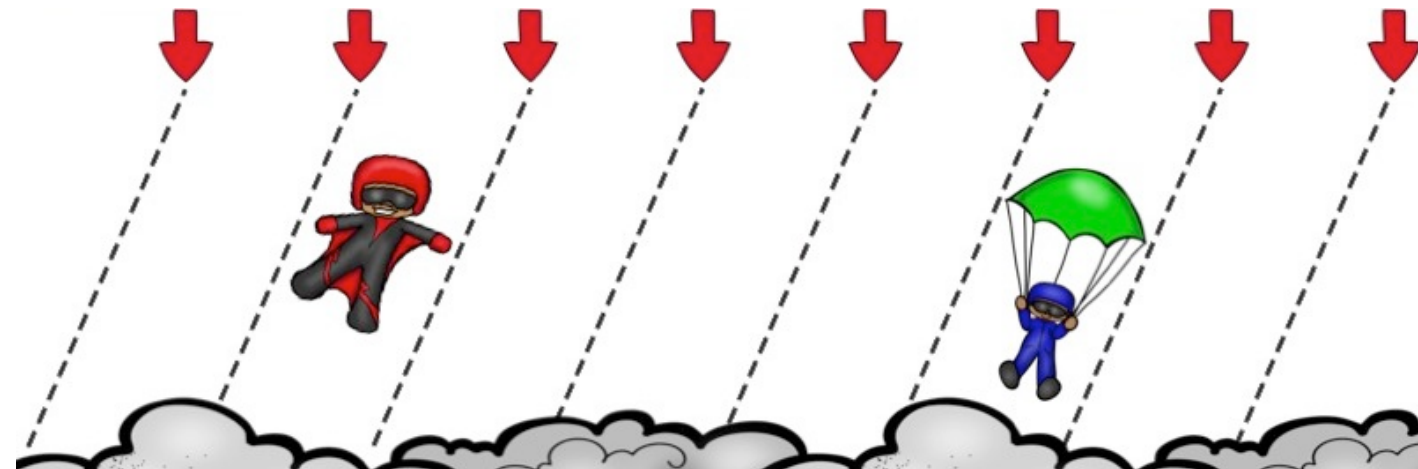



PRE-WRITING SKILLS

TRACING LINES 2



FREE

TEACHING NOTES

Simply print off these pages, cut the strips and laminate for longer use with a dry erase marker (or just a finger). Otherwise, just use them once with markers, crayons or pencils.

Depending on your child's age and fine motor skill ability you may want to take a moment to correct their grip or they may be fine with what comes naturally to them.

I hope your children enjoy this activity and get tons of practice using their hands!

If you get the urge to share this document with your friends, please resist! Send them along to the blog instead to download it for themselves. It really helps protect my work and 'keep the lights on,' as it were.

If you're looking for more line tracing activities you can find the pack below in my **TPT STORE**. It covers all the essential lines and shapes recommended for pre-writers.

I wish you happy teaching and learning!

Liz

