

NUMBER BONDS TO 10

when you only have a minute!



free



NUMBER BONDS TO 10

Learning Goal

To gain confidence with number bonds to 10.
That is, to know which 2 numbers add together to make 10.

What You'll Need

- A copy of this printable
- Scissors
- 10 small objects or manipulatives
- Laminating sheets if you want to laminate
- Staples and glue (and maybe card) if making a book

How to prepare

- Print off the colour OR black and white pages that follow.
- Either cut out each mat and store them separately in a baggy, or staple them together into a book.

In my example I cut out the black and white pages, glued them to black card and stapled the pages together. But since there are 2 number mats on each page you could simply cut the pages in half and staple them together. That would save some cutting!





How to play



- Randomly choose a mat from the pack or flip to a random page in the book
- Decide how many animals are on the page
- Add small objects to reach a total of 10
- Say the number bonds, for example: 4 and 6 make 10.
- Try again!



For pairs: either do the activity together, or take it in turns for one to choose the mat and the other to work out how many manipulatives to add.



I have not included a recording sheet because this activity is intentionally fast to complete. This series of '[when you only have a minute](#)' blog posts and free downloads are designed for the quick revision and consolidation of foundational concepts in mathematics, reading and writing.

I hope these activities are useful to you and wish you happy teaching and learning!





















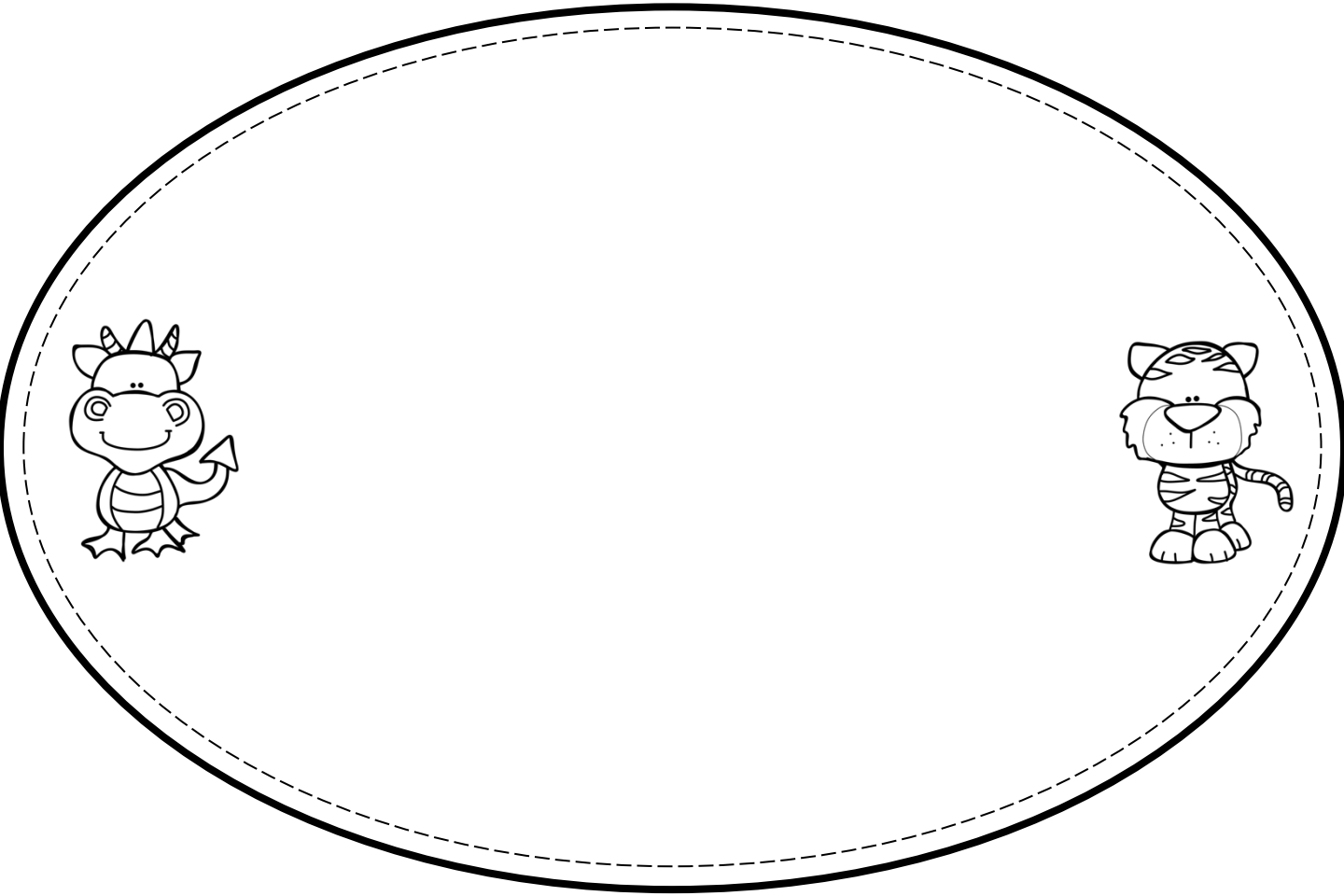


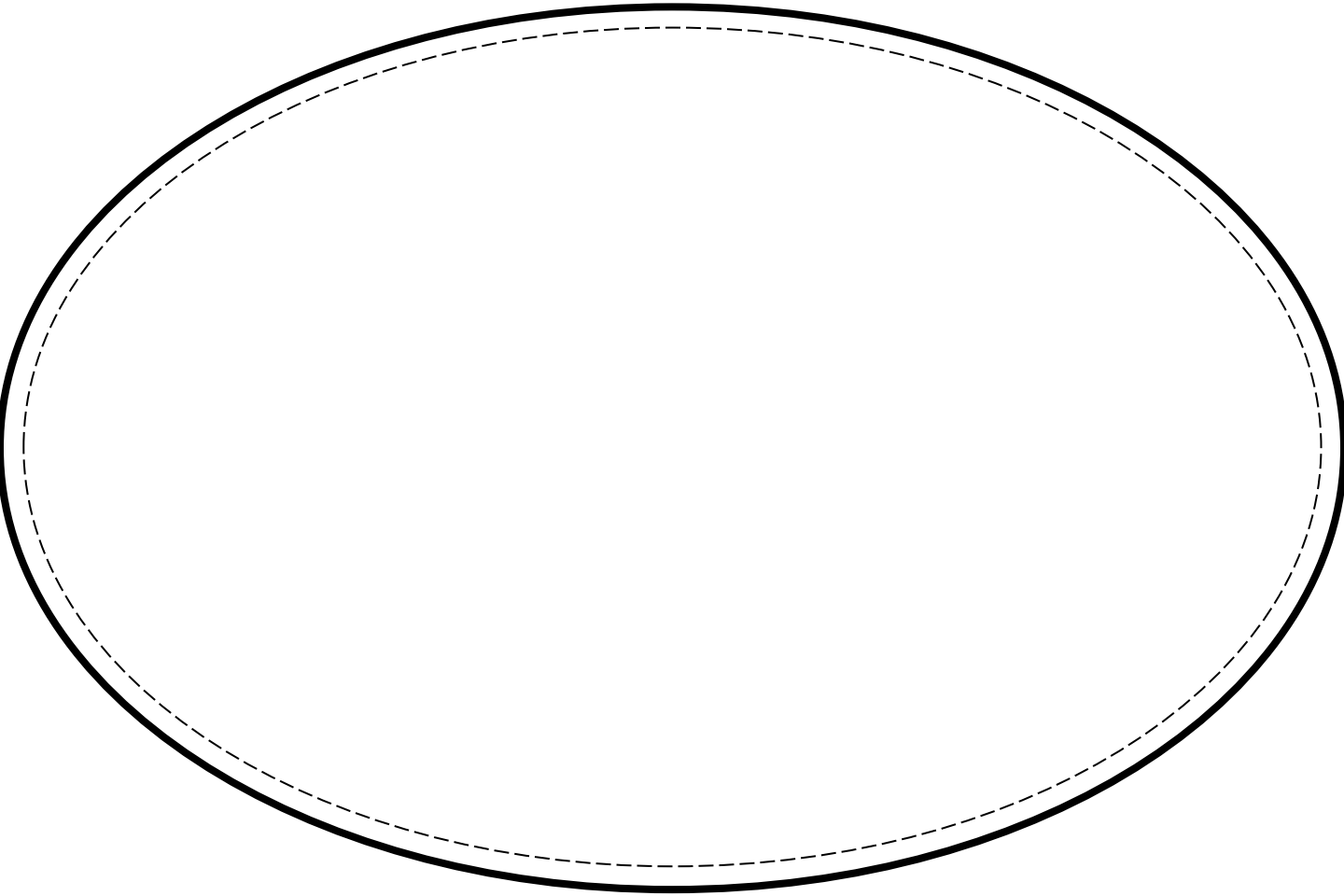












THANK YOU!

I hope your children really enjoy this activity!
If you have any questions or concerns regarding
this product please contact me at lizsearlylearningspot@gmail.com

For many more teaching ideas and freebies visit my blog
Liz's Early Learning Spot
<http://www.lizs-early-learning-spot.com>

OTHER SPEEDY MATH ACTIVITIES

Learning Numbers...



2D Shapes



© 2015 Elizabeth Hah. All rights reserved. Purchase of this unit entitles the purchaser the right to reproduce the pages in limited quantities for classroom use only. Duplication for an entire school, an entire school system or commercial purposes is strictly forbidden without written permission from the publisher. Elizabeth Hah, lizsearlylearningspot@gmail.com

Copying **any** part of this product and placing it on the Internet in any form (even a personal/classroom website) is strictly forbidden and is a violation of the Digital Millennium Copyright Act (DMCA). These items can be picked up in a google search and then shared worldwide for free.