

PIANO FINGERS

WORKSHEETS, STORY, COLORING



LABEL THE FINGER NUMBERS

Name Aria

Froggy found more flour handprints in his kitchen!

1. Write RH below the right hand.
2. Write LH below the left hand.
3. Write the finger numbers in the boxes.
4. Hint: Left hand makes the letter L.

LH

CORRECT OR INCORRECT?

Name Henry

Which finger numbers are incorrect?

1. Draw X on the cookies that are not correct.
2. Circle the cookies that are correct.


LH 1 RH 4 LH 2 RH 3

RH 5 LH 2 RH 1 RH 2

BEGINNING PIANO

- * Piano finger numbers activities, story pages, and coloring!
- * Fun and engaging for beginning piano!

SCROLL DOWN
TO SEE MORE





ARE YOUR STUDENTS...

Struggling

**with their piano
finger numbers?**

Needing help

**remembering which
hand is which?**

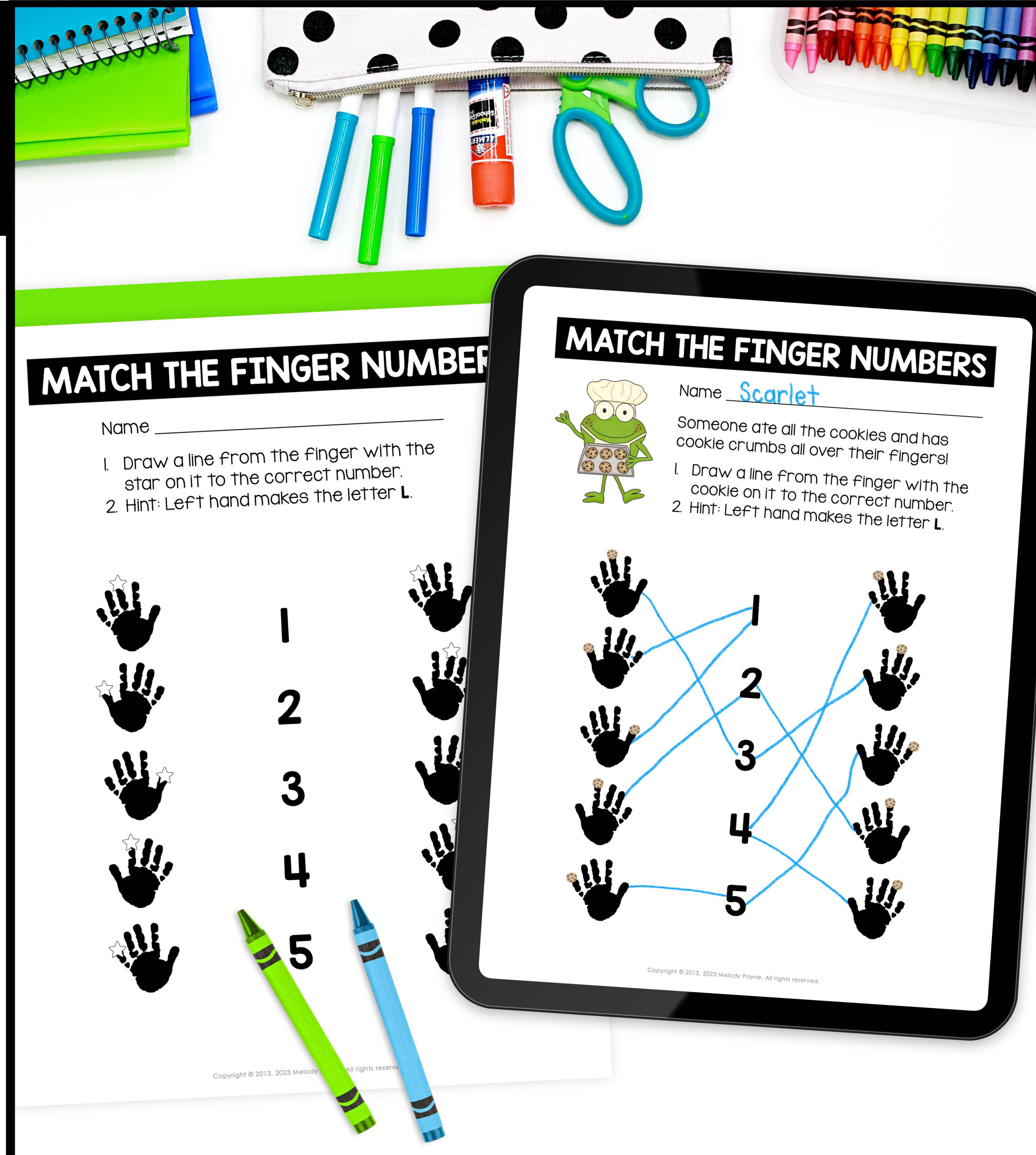
THEN THEY WILL LOVE THIS!

- * 11 fun and engaging pages!
- * Easily learn right hand, left hand, and finger numbers!
- * Print and go, or use on iPad!



This is a fun [activity] that can be repeated until the concepts are solidified. Thank you!

-Farfalla Music Studio



HOW IT WORKS

- * First, read the short story.
- * Next, complete the activity pages.
- * Finally, color the coloring page to solidify all 10 piano finger numbers!
- * Easy and fun!



Cute, cute, cute! And much needed for practice!

-Megan Y.

THE FINGERPRINT MYSTERY

Froggy was puzzled when he found more Flour handprints in his kitchen the next day. He noticed that each handprint had five fingers. But he didn't know who had been in his kitchen this time.

Then Froggy decided to label all of the finger numbers. He wanted to figure out who had been in the kitchen.

He carefully looked at each handprint, counting each finger and writing down the correct finger number on a piece of paper.

Froggy was very clever and quickly realized that the finger numbers matched the hands of his little Froggy nephew, who had been visiting the day before!

Froggy remembered that his nephew had been sneaking into the kitchen. Feeling relieved, he started baking a batch of cookies.

When his nephew came home, he was invited to help with the cookies.

Together, they enjoyed baking cookies, enjoying the time together.


LABEL THE FINGER NUMBERS



Name Aria



Froggy found more flour handprints in his kitchen!

1. Write RH below the right handprint.
2. Write LH below the left handprint.
3. Write the finger numbers 1-5 on each finger.
4. Hint: Left hand makes the letter L.



COLOR BY FINGER NUMBERS

Name Lucas




GET THIS SET &...

- * Provide a fun way to work on piano finger numbers!
- * Help your students learn right and left!
- * Your students will enjoy learning with these activities!

PIANO FINGERS

WORKSHEETS, STORY, COLORING



LABEL THE FINGER NUMBERS

Name Aria

Froggy found more flour handprints in his kitchen!

1. Write RH below the right hand.
2. Write LH below the left hand.
3. Write the finger numbers in the boxes.
4. Hint: Left hand makes the letter L.

LH

CORRECT OR INCORRECT?

Name Henry

Which finger numbers are incorrect?

1. Draw X on the cookies that are not correct.
2. Circle the cookies that are correct.

LH 1 RH 4 LH 2 RH 3

RH 5 LH 2 RH 1 RH 2

BEGINNING PIANO