

PRE-WRITING SKILLS

HAND DIVISION



PREP: Simply print off any of these hand division sheets and laminate them if you wish.

TO USE: Give kids little objects to manipulate and carefully place on each circle.

Don't forget to count how many you've used!

FOCUS: ...on children using their thumbs, pointers and middle fingers to hold objects, while tucking the pinkie and ring fingers into their fist.

SAFETY: Be careful with the objects you use. Some children are very prone to trying to swallow small objects!

Liz's Early Learning Spot © 2016

I hope you get lots of use out of these mats!

If you have any questions, comments or concerns please contact me at lizearlylearningspot@gmail.com

For many more teaching ideas and free downloads visit my blog

Liz's Early Learning Spot

<http://www.lizs-early-learning-spot.com>


If you would like to take a look at my paid products you can find them at the stores below!


Teachers Pay Teachers


Teacher's Notebook




For single classroom or personal use only. Please do not give away to others but direct them to my website to download. www.lizs-early-learning-spot.com









Liz's Early Learning Spot

