

GREATSHIP MAMTA

MT6012 MULTI PURPOSE PSV AND SUPPORT VESSEL



Class Notation	DNV: +1A1, E0, SSC, DYNPOS AUTR Clean, Comf-V(3), Supply vessel, LFL*, DK(+), hl (2,5/2,8) Naut OSV(A)
Place of build	Keppel Singmarine, Singapore
Year of build	May 2010
Flag	Singapore
IMO	9466453

Main Particulars

Design	MT 6012
LOA	93.60 m
Length PP	86.60 m
Breadth Moulded	19.70 m
Depth Moulded	7.85 m
Max. Loaded Draft	6.30 m

Performance

Trial Speed	Approx. 14 knots
-------------	------------------

Capacities

Deadweight	Approx. 4068 tons
Net Tonnage	1450
Gross Tonnage	4850
Deck Cargo	Approx. 1070 tons
Cargo Deck Dimensions	63.6 m x 15.85 m
Deck Area	Approx. 1020 m ²
Deck Strength	5-10 t/ m ²
Dry Bulk Capacities	300 m ³ in 6 tanks(Two Grades)
Ballast Water	1700 m ³
Potable/Fresh Water	1020 m ³
Drill Water	1210 m ³
Liquid Mud	860 m ³
Brine	490 m ³
Base Oil/Special Products	215 m ³
Fuel Oil	1100 m ³
Methanol	215 m ³
Slop	290 m ³
Freezer Room	Available
Cooler Room	Available
Tank Washing	Available

Deck Equipment

Capstans	2 x 10 tons
Tugger Winches	2 x 15 tons

Deck Crane	2 x 5 tons @ 15 m radius
------------	--------------------------

Special Operation Features

ROV Handling Capability capacity of 2 X 1250 KVA	Launching/recovery area & power
Offshore Crane	50/75 tons AHC
Fire Fighting (option)	FiFi I
Helicopter Deck	Sikorsky S92
Moonpool (option)	6 m x 5.3 m

Discharge

Dry Bulk	2 x 30m ³ / min at 5.6 bar
Fresh Water	1 x 0-200 m ³ / hr at 9 bar
Ballast / Drill water	2 x 0-200 m ³ / hr at 9 bar
Liquid Mud / Brine	4 x 0-100 m ³ / hr at 24 bar
Methanol + Special Products	2 x 100m ³ / hr at 9 bar (each)
Fuel Oil	2 x 0-200 m ³ / hr at 9 bar
Brine	2 x 0-100 m ³ / hr at 24 bar
Methanol	2 x 0-100 m ³ / hr at 9 bar
Inert Gas	Nitrogen Gas Generator 11 Nm ³ / hr
Slop	2 hydraulic pumps

Propulsion and Machinery

Main Engines: kW	2 x 2600 kW, 2 x 1480 kW
Main Engines: Model	Wartsila 8L26/8L20
Propellers	2 x steerable thrusters, 2600 kW, 2800 mm (dia)

Thruster

Bow 1	1 x 1050 kW / 900 rpm CPP, Tunnel
Bow 2	1 x 1050 kW / 900 rpm CPP, Tunnel
Bow 3	1 x 1050 kW / 900 rpm CPP, Tunnel

Auxiliary Engines

Shaft Generators	Nil
Diesel Generator	Nil
Emergency Generators	1 x 189 kW
Supply System - Voltage	690 V / 440 V, 60 Hz

Accommodation

1 Man Cabin	11
1 Man Cabin (Client)	5
2 Man Cabin	25
Marine Crew	16 - 20 persons
Hospital	Yes
Recreation Rooms	Gym, Reception, Lounge
Conferene Rooms	2
Sky Lobby	1
Total Accommodation	66 Berths, Fully Air-conditioned

Anchoring Equipment

Anchor Points	2 x Min. 10 tons
Winches	2 x electric driven anchor/mooring

Dynamic Positioning System

Gyro Compass	3 units
Position Reference Units	2 X DGPS + 1 Cyscan (optional)
Accoustic reference	1 HiPap 500 + 1 HiPap Trunk
Motion Reference	2 Units
DP Class	II

Others

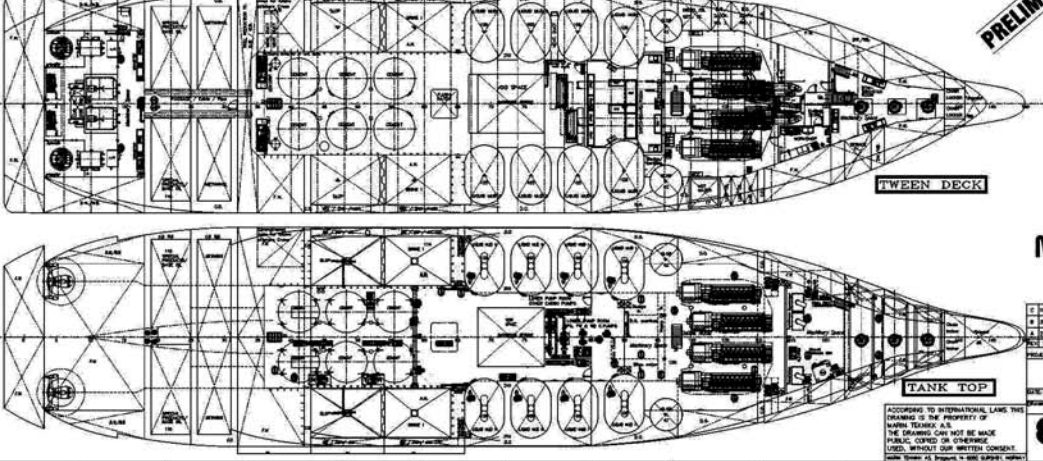
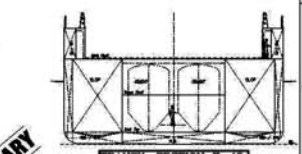
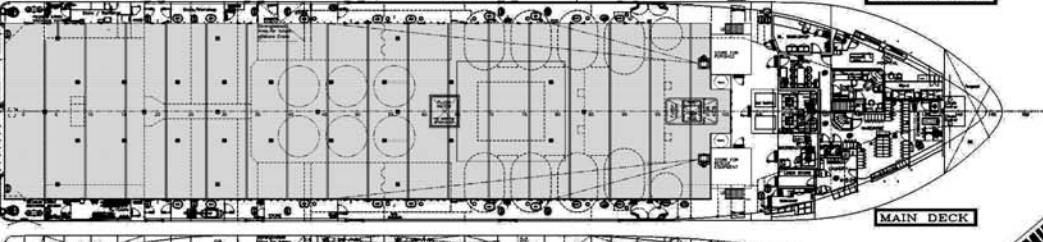
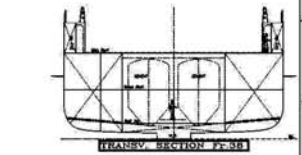
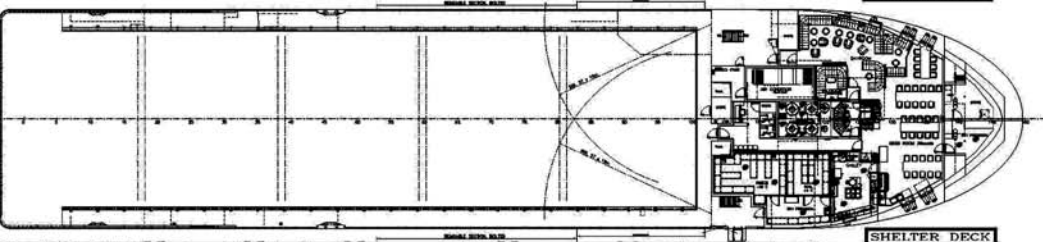
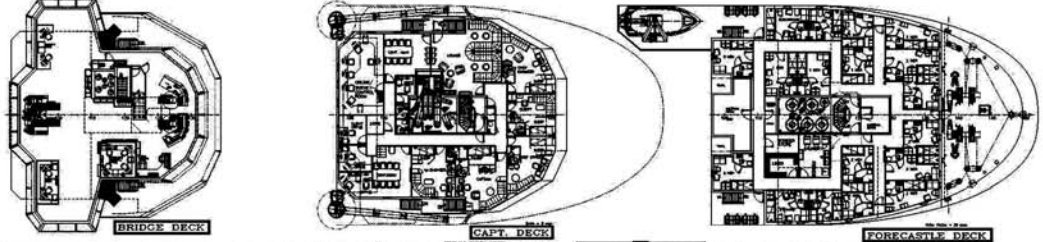
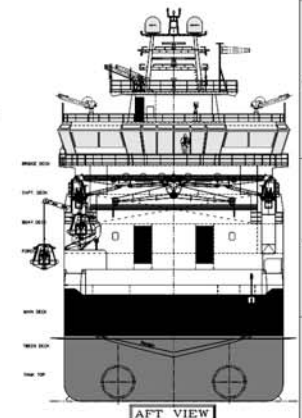
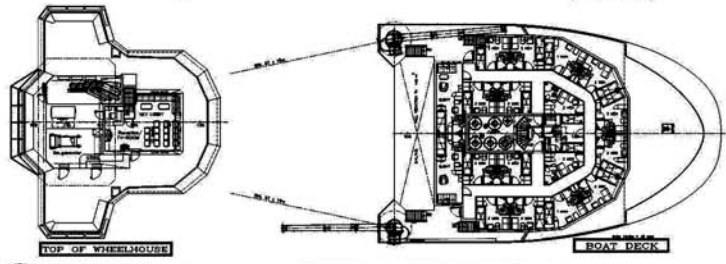
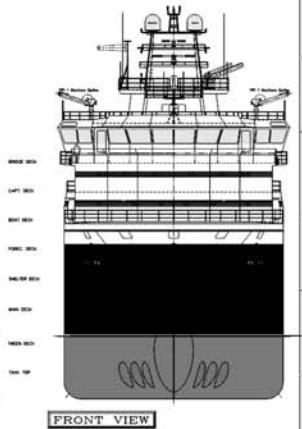
Rescue Craft	1 Unit FRC + 1 Unit Rescue Boat
Water Maker	25 m ³ / day

Regulatory Compliance

SPS Code 2008	Yes
---------------	-----

The vessel specifications are subject to modifications and may change without prior notice.

MT 6012
 MULTI-PURPOSE PSV & SUPPORT VESSEL
 OWNER:
 GREATSHIP (INDIA) LIMITED



PRELIMINARY

MAIN DIMENSIONS:

Length o.a.:	93,60m
Length b.p.p.:	86,60m
Breadth:	19,70m
Depth maindeck:	7,65m
Depth ab-deck:	10,80m

Approximate:

Fresh Water:	1140 m³
Fuel Oil:	1140 m³
Liquid Mud:	560 m³
Slop/Wash water:	350 m³
Slop:	350 m³
Drain:	350 m³
Drill Water:	1310 m³
Water Ballast:	1810 m³
Mud/Water: 200/70m³:	175 m³
Spec.Prod./Bunk Oil:	250 m³
Consum. Oil 50m³:	300 m³

NET reg: 4850 NET cap: 1450

Accommodation for 68 Pers.
 16 x 1 man cabin
 26 x 2 man cabin
 1 Hospital

CARGO DECK AREA:
 Total deck area = 10820 m²

MT-Design

GENERAL ARRANGEMENT

Scale: 1:150
 Project: 2141-01
 Date: 10/10/2011

MAFON TEKNIKK AS
 DESIGN & CONSULTING COMPANY
 Phone: +47 20 58 54 00
 E-mail: mafon@teknikk.no

101-100