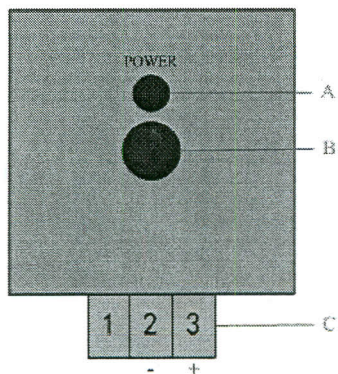


DS-1010HMI IR Remote Repeater

Feature:

Mobile DVR is mainly used in varieties of vehicles, usual it is operated via IR remote controller. In some cases, mobile DVR is in an enclosed environment as the installation requirement or location limited, and the IR receiver which in the front panel of mobile DVR will be shield and could not receive the IR signal from IR remote controller. This will give rise to the failed control.

DS-1010HMI IR Remote Repeater is designed in small size and easy for installation. With the cable connection of DVR, it can receive and forward the IR signal and resolve the control problem caused by shielded panel. The diagram is as bellow:



No.	Function	
A	Power indicator	
B	IR control signal indicator	
C	1	Positive pole of signal cable
	2	Negative pole of signal cable and power supply
	3	Positive pole of power supply (DC 12V/0.1A)

Support Models:

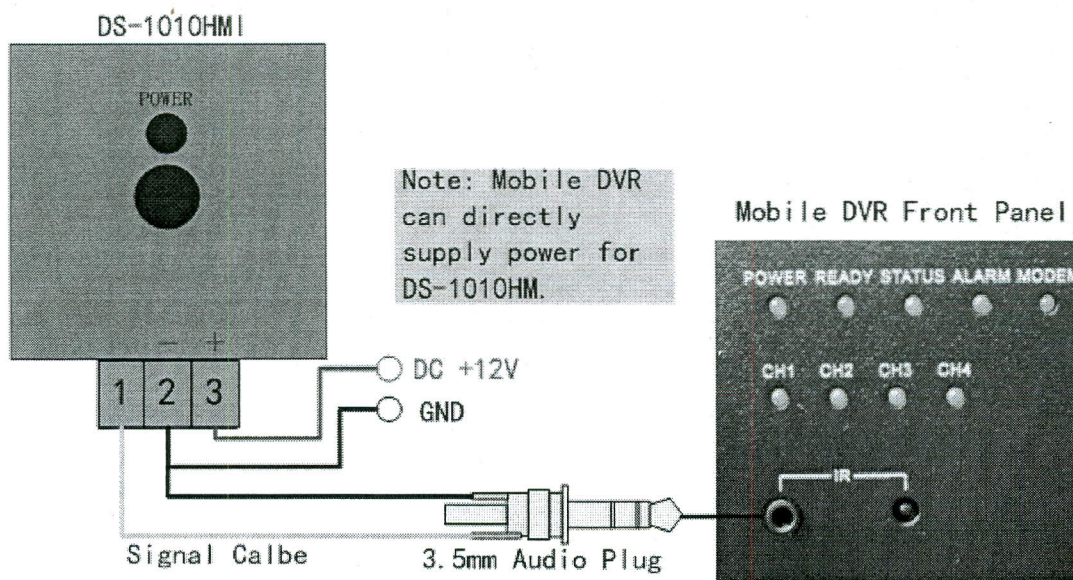
DS-1010HM can work with the following mobile DVR:

1. DS-8001/2/4HM(F)I series mobile DVR
2. DS-8104HMI-A/B series mobile DVR

Connection Description:


1. Connect DS-8001/2/4HM(F)I series

DS-1010HMI can connect to DS-8001/2/4HM(F)I mobile DVR front panel interface with 3.5mm Audio plug. The connection is as below:

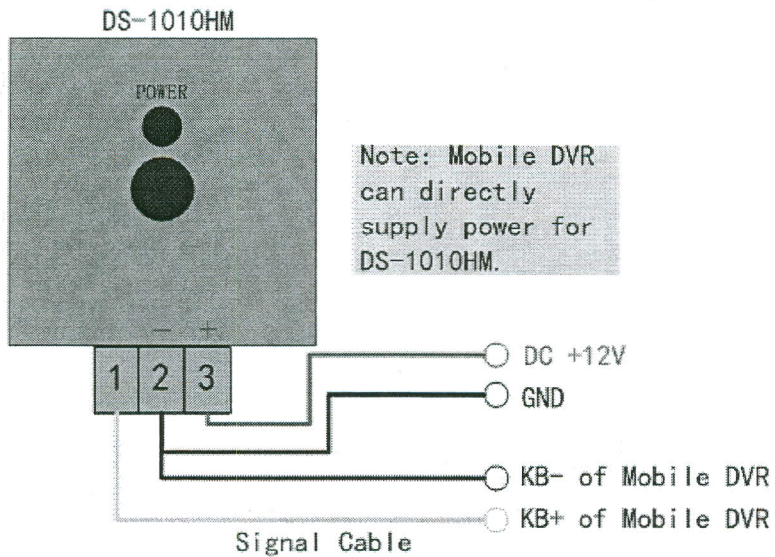


2. Connect DS-8104HMI-A/B series

DS-8104HMI-A/B series mobile DVR has DS-1010HMI connection interface on back panel:



The connection between DS-1010HMI and DS-8104HMI-A/B series DVR is as below:



Installation Description:

1. Please install DS-101HMI on the place where IR control signal can cover.
2. Tear the tape underside, plaster it on the proper position and use screw to fix.
3. Please keep it away from IR interference, like infrared signal generator.